



valid from:

July

08

OFFICE FURNITURE **SIMPLE**

SIMPLE

Contents:

	page
Work stations "SIMPLE"	1
Add-on desks "SIMPLE"	7
Work stations "SIMPLE" - accessories	14
Desk's extensions	20
Panel partition walls	22
Fabric partition walls	24
Partition walls - accessories	26
Conference tables "SIMPLE"	28
Instruction for use and maintenance	30

MELAMINE WORKTOP COLOUR FINISHINGS

THICKNESS 25 mm

STANDARD COLOUR FINISHINGS

Delivery term of furniture in standard colour finishings is four weeks.

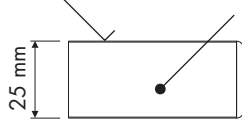


ADDITIONAL COLOUR FINISHINGS

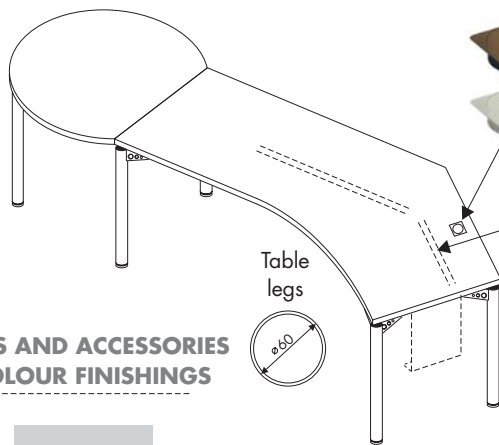
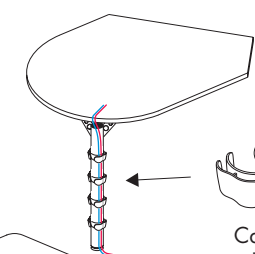
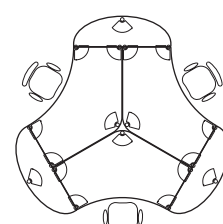
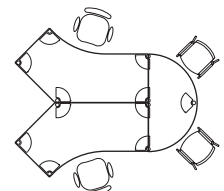
Delivery term of furniture in additional colour finishings is six weeks or by agreement with the seller.



melamine foil + chipboard = melamine chipboard



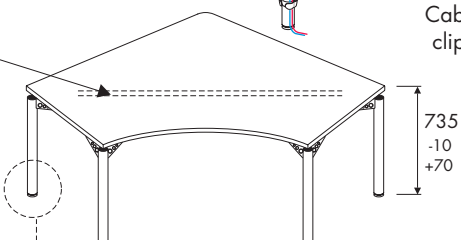
plastic edge: th. 2 mm in the desk colour finishing or in the multiplex



Cable passages in colour finishings black and aluminium



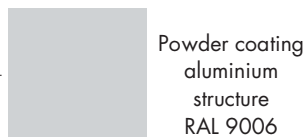
Cable channels



735
-10
+70

Height adjustable plastic device

LEGS AND ACCESSORIES COLOUR FINISHINGS



Powder coating aluminium structure RAL 9006



Powder coating black structure RAL 9005



PC holder



DKL9005 Double-knee leg



DKL9006



Cable lining



Rectification in screwed in position - SIMPLE desk height: **735 - 10 mm**



Rectification in partially screwed out position - SIMPLE desk height: **735 mm**



Rectification in screwed out position - SIMPLE desk height: **735 + 70 mm**

Dimensions are stated in millimetres. The products weight allowance is $\pm 5\%$.

Schema	Description	Weight	Dimensions	Note	Base colour	Art. No.	Price
RECTANGULAR WORK STATIONS		Kg	W				EUR
	Work station rectangular	29,0	800		black	DT08085	152,50
		36,0	1200			DT12085	172,50
		39,0	1400			DT14085	185,70
		42,0	1600	*		DT16085	187,80
		45,0	1800	*		DT18085	190,-
		29,0	800		aluminium	DT08086	152,50
		36,0	1200			DT12086	172,50
		39,0	1400			DT14086	185,70
		42,0	1600	*		DT16086	187,80
		45,0	1800	*		DT18086	190,-
	Work station free form	35,0	1200		black	DTG12085	182,60
		38,0	1400			DTG14085	195,70
		41,0	1600	*		DTG16085	199,-
		44,0	1800	*		DTG18085	201,30
		35,0	1200		aluminium	DTG12086	182,60
		38,0	1400			DTG14086	195,70
		41,0	1600	*		DTG16086	199,-
		44,0	1800	*		DTG18086	201,30
CORNER WORK STATION							
	Work station corner 120°	56,0	Dimension for a partition wall		black	DTH2305	301,30
					aluminium	DTH2306	301,30

* - it is recommended to equip these desks with the stiffening cable canal preventing the worktop sag

Dimensions are stated in millimetres. The products weight allowance is $\pm 5\%$.

Schema	Description	Weight	Dimen- sions	Note	Base colour	Art. No.	Price	
		Kg	W				EUR	
<p>X = W - 659 mm</p> <p>Picture 1</p>	Work station angled right-handed	47,0	1790		black	DTH179R5	251,30	
		50,0	1990			DTH199R5	261,30	
	Cable passage - standardly included	53,0	2190	*		DTH219R5	286,30	
	- the same colour as legs	56,0	2390	*		DTH239R5	296,30	
	- position on the worktop see the picture 1	59,0	2590	*		DTH259R5	306,30	
		47,0	1790		aluminium	DTH179R6	251,30	
		50,0	1990			DTH199R6	261,30	
		53,0	2190	*		DTH219R6	286,30	
		56,0	2390	*		DTH239R6	296,30	
		59,0	2590	*		DTH259R6	306,30	
	<p>Picture 2</p>	Work station angled left-handed	47,0	1790		black	DTH179L5	251,30
			50,0	1990			DTH199L5	261,30
		Cable passage - standardly included	53,0	2190	*		DTH219L5	286,30
		- the same colour as legs	56,0	2390	*		DTH239L5	296,30
		- position on the worktop see the picture 2	59,0	2590	*		DTH259L5	306,30
		47,0	1790		aluminium	DTH179L6	251,30	
		50,0	1990			DTH199L6	261,30	
		53,0	2190	*		DTH219L6	286,30	
		56,0	2390	*		DTH239L6	296,30	
		59,0	2590	*		DTH259L6	306,30	

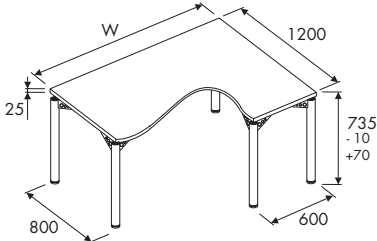
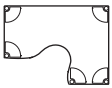
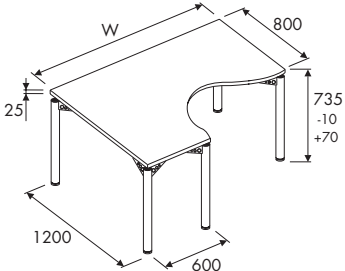
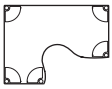
* - it is recommended to equip these desks with the stiffening cable canal preventing the worktop sag

Dimensions are stated in millimetres. The products weight allowance is $\pm 5\%$.

Schema	Description	Weight	Dimensions	Note	Base colour	Art. No.	Price	
		Kg	W				EUR	
<p>CORNER, RIGHT-HANDED</p>	<p>Work station corner right-handed</p>	47,0	1400		black	DTE14R65	244,30	
		50,0	1600	*		DTE16R65	249,70	
		53,0	1800	*		DTE18R65	264,40	
		56,4	2000	*		DTE20R65	288,80	
		47,0	1400			aluminium	DTE14R66	244,30
		50,0	1600	*			DTE16R66	249,70
		53,0	1800	*			DTE18R66	264,40
		56,4	2000	*			DTE20R66	288,80
	<p>CORNER, LEFT-HANDED</p>	<p>Work station corner left-handed</p>	47,0	1400		black	DTE14L65	244,30
			50,0	1600	*		DTE16L65	249,70
			53,0	1800	*		DTE18L65	264,40
			56,4	2000	*		DTE20L65	288,80
47,0			1400		aluminium		DTE14L66	244,30
50,0			1600	*			DTE16L66	249,70
53,0			1800	*			DTE18L66	264,40
56,4			2000	*			DTE20L66	288,80

* - it is recommended to equip these desks with the stiffening cable canal preventing the worktop sag

Dimensions are stated in millimetres. The products weight allowance is $\pm 5\%$.

Schema	Description	Weight Kg	Dimen- sions W	Note	Base colour	Art. No.	Price EUR
 	Work station ergonomic right-handed	48,4	1600	*	black	DTEC16R65	254,90
		51,4	1800	*		DTEC18R65	269,20
		54,4	2000	*		DTEC20R65	283,-
		48,4	1600	*	aluminium	DTEC16R66	254,90
		51,4	1800	*		DTEC18R66	269,20
		54,4	2000	*		DTEC20R66	283,-
 	Work station ergonomic left-handed	48,4	1600	*	black	DTEC16L65	254,90
		51,4	1800	*		DTEC18L65	269,20
		54,4	2000	*		DTEC20L65	283,-
		48,4	1600	*	aluminium	DTEC16L66	254,90
		51,4	1800	*		DTEC18L66	269,20
		54,4	2000	*		DTEC20L66	283,-

* - it is recommended to equip these desks with the stiffening cable canal preventing the worktop sag

Dimensions are stated in millimetres. The products weight allowance is $\pm 5\%$.

Schema	Description	Weight	Number	Base colour	Art. No.	Price				
<p>ROUND 1000 mm</p>	<p>Round desk diameter 1000 mm</p>	Kg				EUR				
							22,0	black	DTC10035	157,90
		22,0					aluminium	DTC10036	157,90	
<p>1200 mm</p>	<p>Round desk diameter 1200 mm</p>									
							34,0	3	black	DTC12035
		38,0					4		DTC12045	200,30
		34,0	3	aluminium	DTC12036	173,10				
		38,0	4		DTC12046	200,30				

Dimensions are stated in millimetres. The products weight allowance is $\pm 5\%$.

Schema	Description	Weight	Number	Base colour	Art. No.	Price
CIRCULAR		Kg				EUR
	Add-on desk circular	27,0		black	DEC12085	148,20
		27,0		aluminium	DEC12086	148,20
SEMICIRCULAR 1600 mm						
FOR DESKS WITHOUT A PARTITION WALL	Add-on desk semicircular					
		24,0	1	black	DES16185	97,30
		28,0	2		DES16285	124,60
		24,0	1	aluminium	DES16186	97,30
		28,0	2		DES16286	124,60

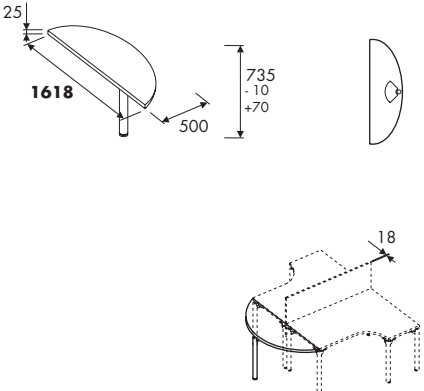

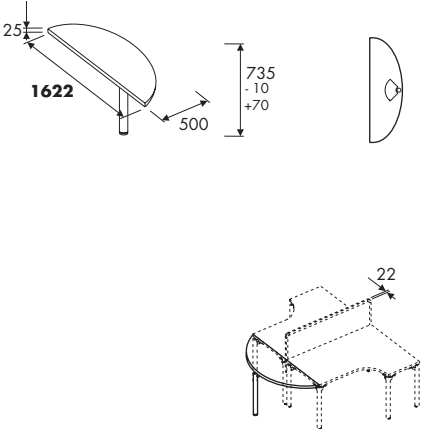
The price doesn't include the connecting metal sheet JE085.

Dimensions are stated in millimetres. The products weight allowance is $\pm 5\%$.

Schema	Description	Weight	Number	Base colour	Art. No.	Price		
		Kg				EUR		
<p>SEMICIRCULAR 1618 mm</p> <p>FOR DESKS WITH A PANEL PARTITION WALL</p>	<p>Add-on desk semicircular</p>	24,0	1	black	DEV16185	97,30		
			2		DEV16285	124,60		
		23,0	1	aluminium	DEV16186	97,30		
			2		DEV16286	124,60		
		28,3						
		<p>1622 mm</p> <p>FOR DESKS WITH A FABRIC PARTITION WALL</p>	<p>Add-on desk semicircular</p>	24,1	1	black	DEZ16185	97,30
					2		DEZ16285	124,60
24,1	1			aluminium	DEZ16186	97,30		
	2				DEZ16286	124,60		
28,4								

The price doesn't include the connecting metal sheet JE085.

Dimensions are stated in millimetres. The products weight allowance is $\pm 5\%$.

Schema	Description	Weight	Base colour	Art. No.	Price
<p>1618 mm</p> <p>FOR DESKS WITH A PANEL PARTITION WALL</p> 	Add-on desk oval	Kg			EUR
		14,8	black	DEV16055	92,80
			aluminium	DEV16056	92,80
<p>1622 mm</p> <p>FOR DESKS WITH A FABRIC PARTITION WALL</p> 	Add-on desk oval				
		14,9	black	DEZ16055	92,80
			aluminium	DEZ16056	92,80

The price doesn't include the connecting metal sheet JE085.

Dimensions are stated in millimetres. The products weight allowance is $\pm 5\%$.

Schema	Description	Weight	Base colour	Art. No.	Price		
<p>ROUNDED</p>	Add-on desk rounded	Kg			EUR		
				17,5	black	DES12L85	113,60
					aluminium	DES12L86	113,60
				17,5	black	DES12R85	113,60
aluminium	DES12R86	113,60					
<p>ANGULAR</p>	Add-on desk angular	Kg					
				25,2	black	DER14L85	145,20
					aluminium	DER14L86	145,20
				25,2	black	DER14R85	145,20
aluminium	DER14R86	145,20					

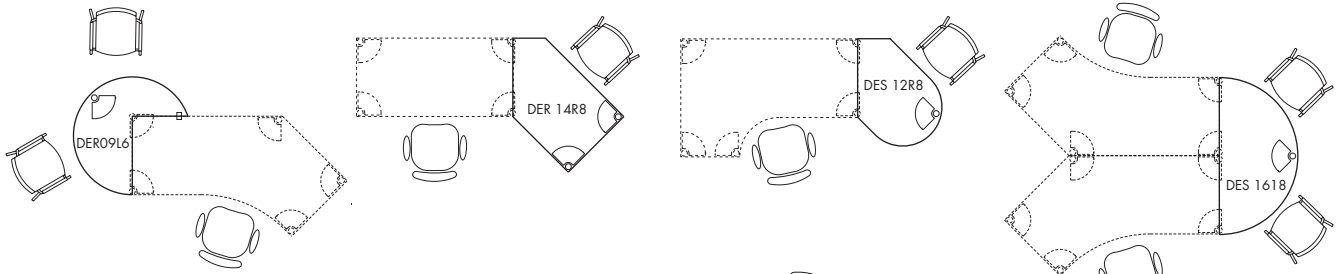
The price doesn't include the connecting metal sheet JE085.

Dimensions are stated in millimetres. The products weight allowance is $\pm 5\%$.

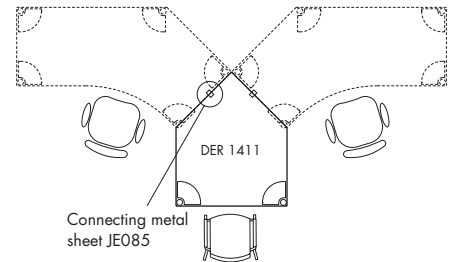
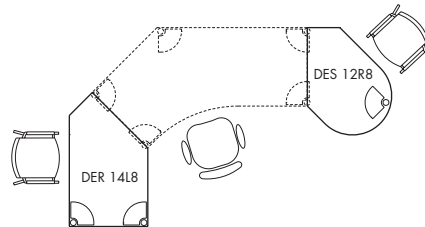
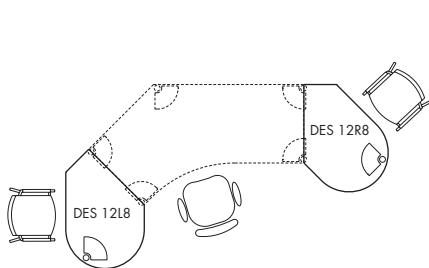
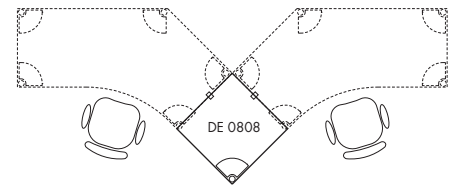
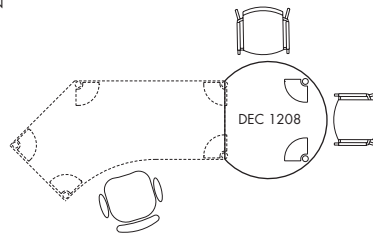
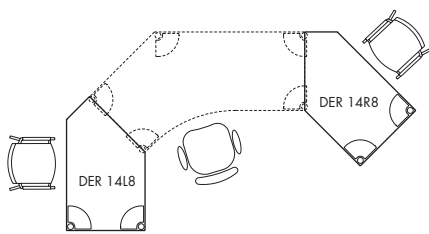
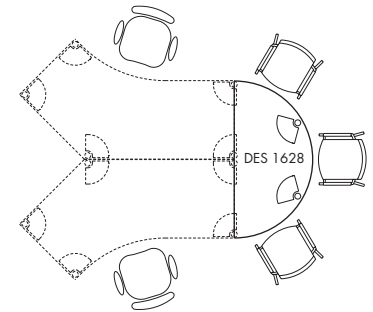
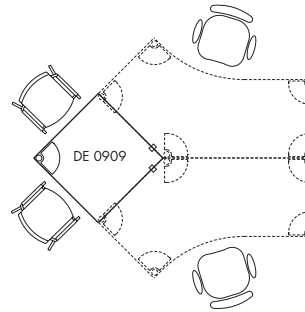
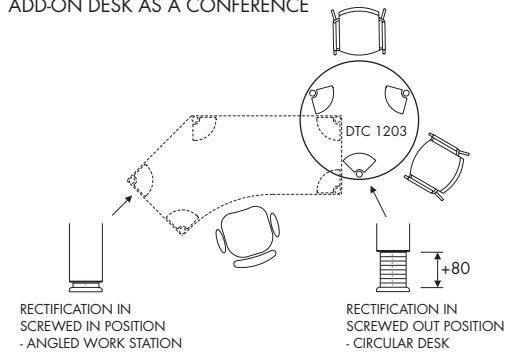
Schema	Description	Weight	Base colour	Art. No.	Price
ANGULAR		Kg			EUR
	Add-on desk angular	27,1			
			black	DER14115	160,-
			aluminium	DER14116	160,-
SQUARE					
	Add-on desk square	16,7			
			black	DE08085	73,30
			aluminium	DE08086	73,30
	Add-on desk square	20,4			
			black	DE09095	77,30
			aluminium	DE09096	77,30

The price doesn't include the connecting metal sheet JE085.

EXAMPLE OF THE APPLICATION



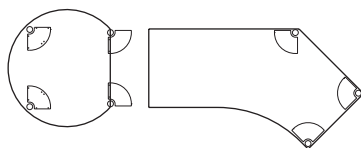
USING OF THE CIRCULAR
ADD-ON DESK AS A CONFERENCE



Dimensions are stated in millimetres. The products weight allowance is $\pm 5\%$.

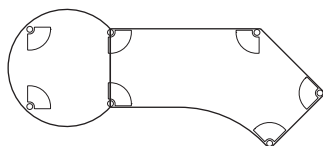
Schema	Description	Weight	Colour	Art. No.	Price
		Kg	finishing		EUR
	Double-knee leg "SIMPLE"	3,95			
	Double-knee legs in colour finishings - black structure RAL 9005 - aluminium structure RAL 9006		black	DKL9005	23,70
			aluminium	DKL9006	23,70
CONNECTING ELEMENTS					
<p>Note: Excluding the woodscrews</p>	Connecting metal sheet 50 x 80 mm	0,06			
	Application: connecting the worktop		aluminium	JE085	1,40
<p>Note: Excluding the woodscrews</p>	Connecting metal sheet 100 x 500 mm	0,75			
	Application: connecting the worktop		aluminium	JE510	3,30

ILLUSTRATION OF ADD-ON DESK ASSEMBLING



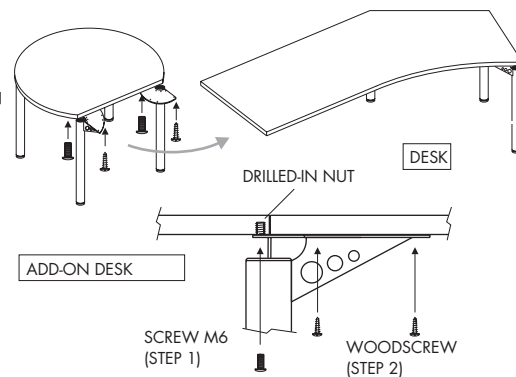
STEP 1

FIXING DOUBLE-KNEE LEGS ONTO THE ADD-ON WORKTOP WITH THE HELP OF M6 SCREWS



STEP 2

PUT REGULAR DESK NEXT TO THE ADD-ON DESK AND FIX TOGETHER WITH THE HELP OF WOODSCREWS



Dimensions are stated in millimetres. The products weight allowance is $\pm 5\%$.

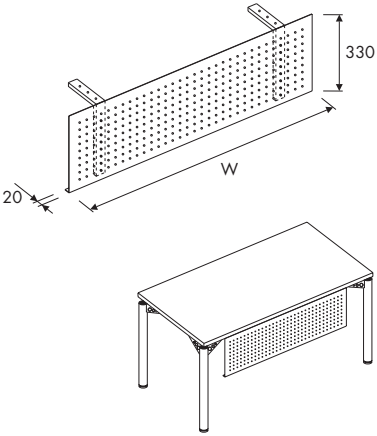
Schema	Description	Weight Kg	Dimen- sions W	Colour finishing	Art. No.	Price
						EUR
	Stiffening cable canal in colour finishings: black structure RAL 9005 aluminium structure RAL 9006 Application: Stiffening the worktops and cable lining under the worktop	1,5	500	black	CC0505	7,20
		2,125	700		CC0705	9,50
		2,75	900		CC0905	11,80
		3,35	1100		CC1105	13,80
		4,05	1300		CC1305	16,40
		4,55	1500		CC1505	18,70
		1,5	500	aluminium	CC0506	7,20
		2,125	700		CC0706	9,50
		2,75	900		CC0906	11,80
		3,35	1100		CC1106	13,80
		4,05	1300		CC1306	16,40
		4,55	1500		CC1506	18,70

CABLE CANALS ASSIGNMENT TO WORK STATIONS "SIMPLE"

x = 5,6 (RAL9005, RAL9006)

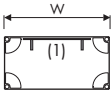
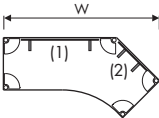
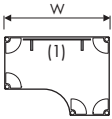
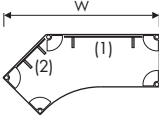
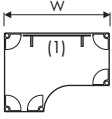
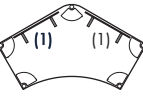
Schema	W	desk	cable canal(1)		W	desk	cable canal(1)	cable canal(2)
	800	DT0808	-		1790	DTH179R	CC070x	CC050x
	1200	DT1208	CC070x		1990	DTH199R	CC090x	
	1400	DT1408	CC090x		2190	DTH219R	CC110x	
	1600	DT1608	CC110x		2390	DTH239R	CC130x	
	1800	DT1808	CC130x		2590	DTH259R	CC150x	
	1400	DTE14R6	CC090x		1790	DTH179L	CC070x	CC050x
	1600	DTE16R6	CC110x		1990	DTH199L	CC090x	
	1800	DTE18R6	CC130x		2190	DTH219L	CC110x	
					2390	DTH239L	CC130x	
					2590	DTH259L	CC150x	
	1400	DTE14L6	CC090x			DTH230	CC150x	-
	1600	DTE16L6	CC110x					
	1800	DTE18L6	CC130x					

Dimensions are stated in millimetres. The products weight allowance is $\pm 5\%$.

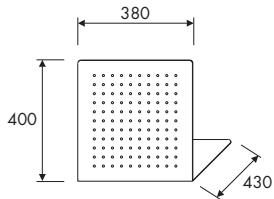
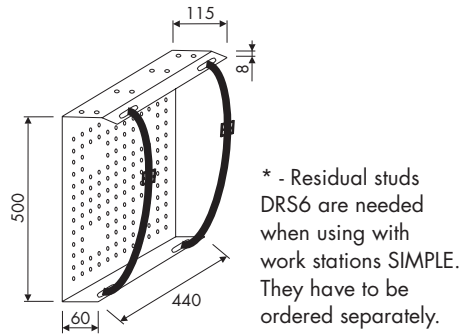
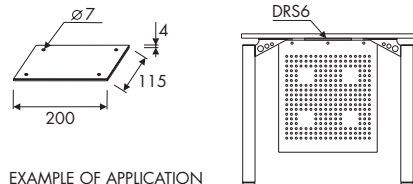
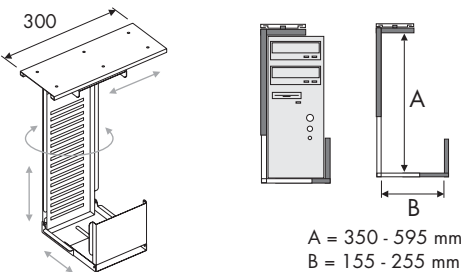
Schema	Description	Weight Kg	Dimen- sions W	Colour finishing	Art. No.	Price
						EUR
 <p>EXAMPLE OF APPLICATION</p>	Perforated metal screen including 2 pcs of angle irons in colour finishings: black structure RAL 9005 aluminium structure RAL 9006	2,75	600	black	CT0605	27,30
		3,55	800		CT0805	30,70
		3,9	1000		CT1005	35,60
		4,75	1200		CT1205	41,50
		5,2	1400		CT1405	47,30
		6,1	1600		CT1605	53,30
		2,75	600	aluminium	CT0606	21,60
		3,55	800		CT0806	23,10
		3,9	1000		CT1006	26,10
		4,75	1200		CT1206	30,-
		5,2	1400		CT1406	34,-
		6,1	1600		CT1606	37,90

METAL SCREENS ASSIGNMENT TO WORK STATIONS "SIMPLE"

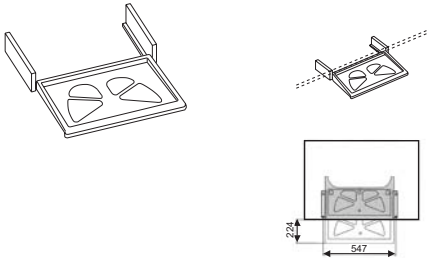
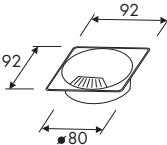

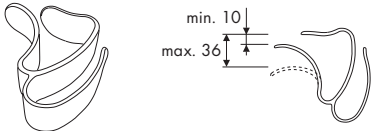
x = 5,6 (RAL9005, RAL9006)

Schema	W	desk	screen (1)		W	desk	screen (1)	screen (2)
	800	DT0808	-		1790	DTH179R	CT060x	CT060x
	1200	DT1208	CT060x		1990	DTH199R	CT080x	
	1400	DT1408	CT080x		2190	DTH219R	CT100x	
	1600	DT1608	CT100x		2390	DTH239R	CT120x	
	1800	DT1808	CT120x		2590	DTH259R	CT140x	
	1400	DTE14R6	CT080x		1790	DTH179L	CT060x	CT060x
	1600	DTE16R6	CT100x		1990	DTH199L	CT080x	
	1800	DTE18R6	CT120x		2190	DTH219L	CT100x	
					2390	DTH239L	CT120x	
					2590	DTH259L	CT140x	
	1400	DTE14L6	CT080x		DTH230	CT080x	-	
	1600	DTE16L6	CT100x					
	1800	DTE18L6	CT120x					

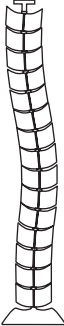
























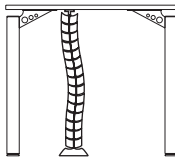
Dimensions are stated in millimetres. The products weight allowance is $\pm 5\%$.

Schema	Description	Weight	Colour finishing	Art. No.	Price EUR
<p>MONITOR SCREEN</p> 	<p>Monitor screen</p> <p>Application: - protecting the monitor back side and its cabling and reducing the electromagnetic waves</p>	Kg 4,65	black aluminium	CM9005 CM9006	26,40 17,-
<p>PC HOLDER</p> 	<p>PC holder</p> <p>- enabling an easy fixing of most types of PC box</p>	4,75	black aluminium	PCH9005 PCH9006	18,80 18,80
<p>RESIDUAL STUDS</p> 	<p>Residual studs for PC holder PCH9005 PCH9006</p> <p>For desks SIMPLE supported by double-knee legs.</p>	0,7	aluminium	DRS6	3,70
<p>PC HOLDER</p> 	<p>PC holder</p> <p>- extensible and rotary mechanism</p>	5,5	aluminium	PCHA9006	33,90

Dimensions are stated in millimetres. The products weight allowance is $\pm 5\%$.

Schema	Description	Weight	Colour finishing	Art. No.	Price EUR
KEYBOARD TRAY					
	Keyboard tray				
	Application: - to be used for office desk for most types of keyboards	0,9	black	KT-B9005	35,-
		0,9	aluminium	KT-B9006	36,-
		0,9	transparent	KT-B0000	36,-
CABLE PASSAGES					
	Cable passage - drilling during the production	0,05	black	APBH5	3,20
		0,05	aluminium	APBH6	3,20
Note: Angled work stations are standardly equipped with 1 cable passage					
CABLE CLIP					
	Cable clip for a round leg with diameter 60 mm	0,026	transparent	CRLT	2,30
	Application: - vertical cable lining				
CABLE CLIP					
	Cable clip for the worktop	0,019	transparent	CTBT	2,30
	Application: - horizontal cable lining				

Dimensions are stated in millimetres. The products weight allowance is $\pm 5\%$.

Schema	Description	Weight	Colour finishing	Art. No.	Price EUR																
 <p>VERTICAL CABLE LINING</p> <p>CONTENTS</p> <table border="1"> <tr> <td>15x segment</td> <td></td> </tr> <tr> <td>1x upper flange</td> <td></td> </tr> <tr> <td>1x worktop clip</td> <td></td> </tr> <tr> <td>1x plinth</td> <td></td> </tr> <tr> <td>1x worktop bracket</td> <td></td> </tr> <tr> <td>3x wood screw</td> <td></td> </tr> <tr> <td>2x big plug</td> <td></td> </tr> <tr> <td>2x small plug</td> <td></td> </tr> </table>	15x segment		1x upper flange		1x worktop clip		1x plinth		1x worktop bracket		3x wood screw		2x big plug		2x small plug		Vertical cable lining	0,7			
	15x segment																				
	1x upper flange																				
	1x worktop clip																				
1x plinth																					
1x worktop bracket																					
3x wood screw																					
2x big plug																					
2x small plug																					
EXAMPLE OF APPLICATION																					
			black	CSV9005	25,90																
			aluminium	CSV9006	25,90																
			transparent	CSV0000	31,10																

THE EXAMPLE OF WORK STATIONS "SIMPLE" APPLICATION



Work rooms and offices



Dimensions are stated in millimetres. The products weight allowance is $\pm 5\%$.

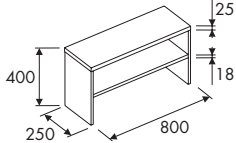
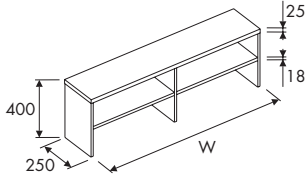
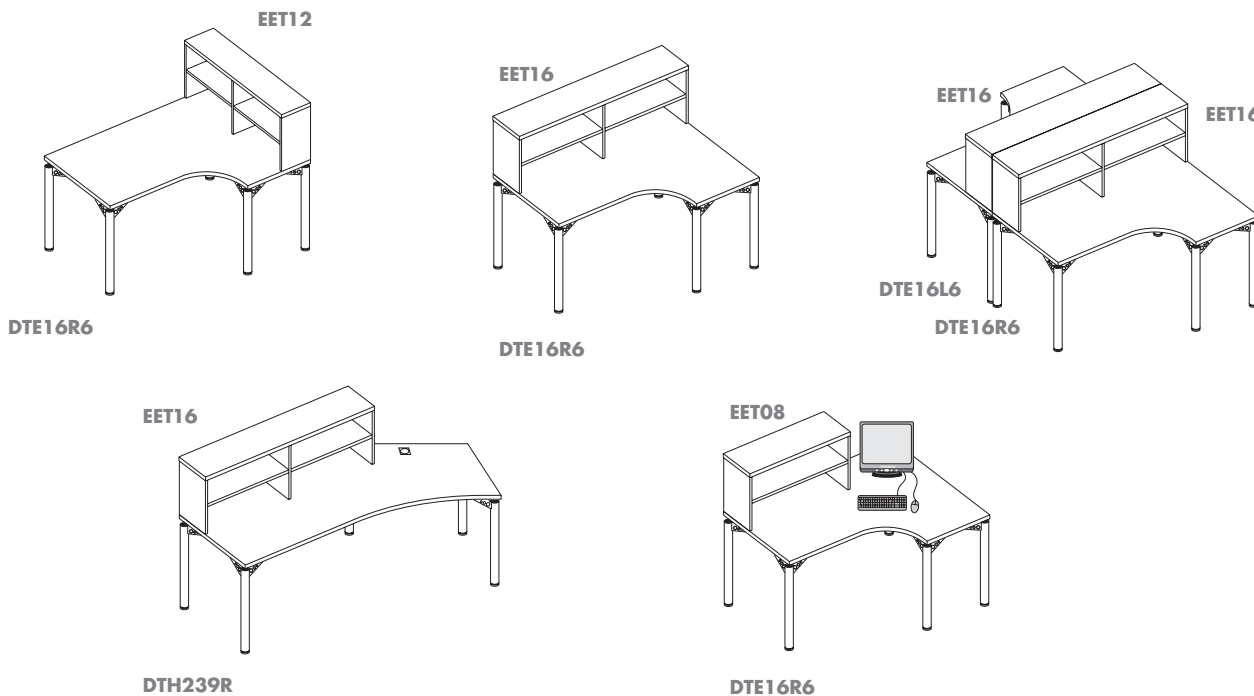
Schema	Description	Weight	Dimensions		Art. No.	Price
			Kg	W		
	Desk's extension one-sided with adjustable shelf	13,4			EET08	61,40
	Desk's extension one-sided with 2 adjustable shelves	20,1	1200	EET12	70,80	
		22,9	1400	EET14	76,-	
		25,5	1600	EET16	81,20	
		28,1	1800	EET18	87,40	

ILLUSTRATION OF THE APPLICATION



MELAMINE PANEL PARTITION WALLS

COLOUR FINISHINGS

DESK THICKNESS 18 mm

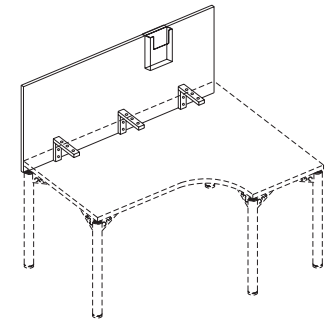
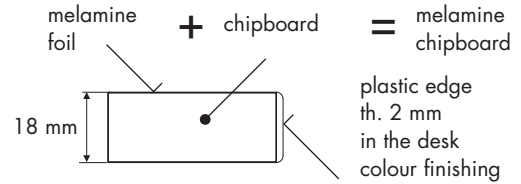
STANDARD COLOUR FINISHINGS

Delivery term of panel partition walls in standard colour finishings is four weeks.

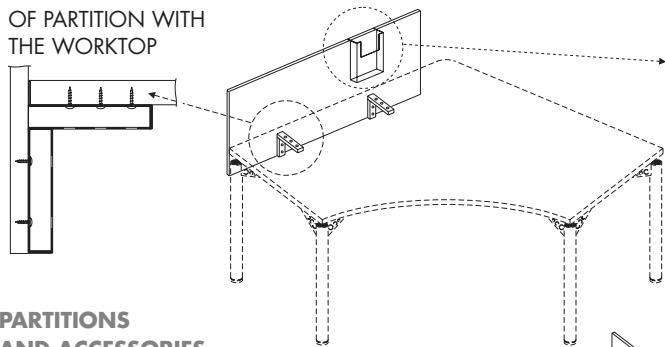


ADDITIONAL COLOUR FINISHINGS

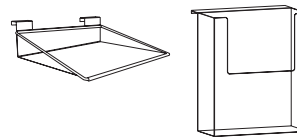
Delivery term of panel partition walls in additional colour finishings is six weeks or by agreement with the seller.



CONNECTION DETAIL OF PARTITION WITH THE WORKTOP

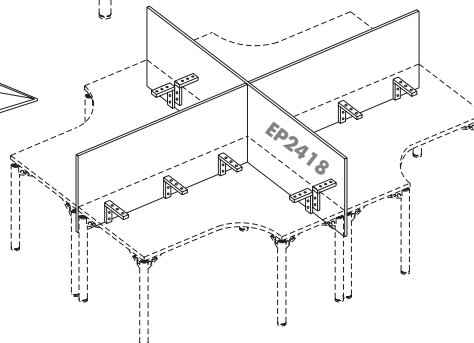


HANGING ACCESSORIES

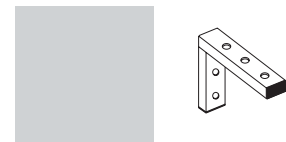


WORK STATION WITH PANEL PARTITION WALLS PUT INTO A CROSS

Angle irons position (valid also for fabric partition walls)

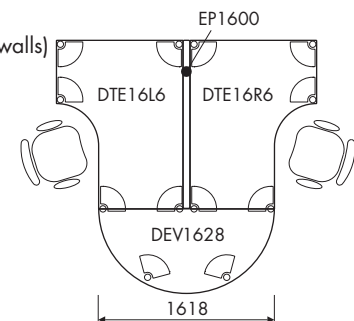
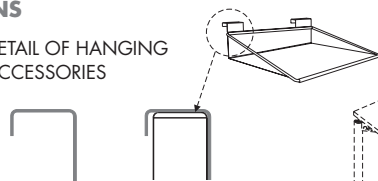


CONNECTING ELEMENTS AND ACCESSORIES
COLOUR FINISHING
ALUMINIUM RAL 9006



PARTITIONS AND ACCESSORIES DIMENSIONS

PANEL PARTITION DETAIL OF HANGING ACCESSORIES




When using partitions it is necessary to choose the right type of add-on desk.

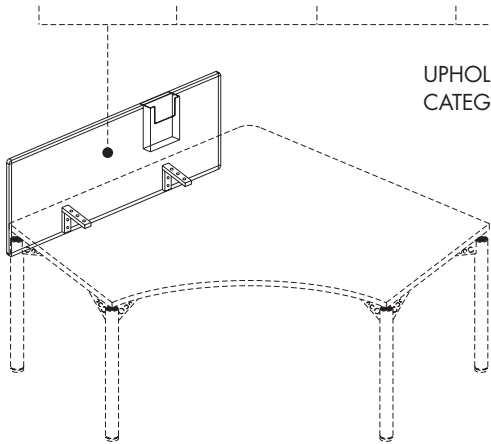
Dimensions are stated in millimetres. The products weight allowance is ± 5%.

Schema	Description	Weight		Dimensions	Art.No.	Price
		Kg	W			EUR
PANEL PARTITION - LOW						
	Panel partition low	7,1	800	2	EPS0800	32,50
		8,7	1000	2	EPS1000	36,50
	Colour finishing corresponds to the other furniture	10,7	1200	3	EPS1200	46,50
		12,3	1400	3	EPS1400	50,70
		14,3	1600	4	EPS1600	60,30
	Fixing angle irons in colour finishing: aluminium RAL 9006	14,4	1618	4	EPS1618	60,30
		15,8	1800	4	EPS1800	64,30
		20,5	2418	4	EPS2418	76,20
Note: Partitions including fixing angle irons						
PANEL PARTITION - HIGH						
	Panel partition high	8,5	800	2	EP0800	33,80
		10,3	1000	2	EP1000	38,30
	Colour finishing corresponds to the other furniture	12,7	1200	3	EP1200	48,70
		14,7	1400	3	EP1400	53,10
		16,9	1600	4	EP1600	63,-
	Fixing angle irons in colour finishing aluminium RAL 9006	17,0	1618	4	EP1618	63,-
		19,2	1800	4	EP1800	67,50
		24,4	2418	4	EP2418	80,30
Note: Partitions including fixing angle irons						
PANEL PARTITION - ROUNDED						
	Panel partition rounded	8,0	800	2	EPO0800	47,30
		9,8	1000	2	EPO1000	51,80
	Colour finishing corresponds to the other furniture	12,2	1200	3	EPO1200	62,10
		14,2	1400	3	EPO1400	66,60
		16,7	1600	4	EPO1600	76,50
	Fixing angle irons in colour finishing aluminium RAL 9006	18,7	1800	4	EPO1800	81,-
		16,2	1618	4	EPO1618	85,30
		23,4	2418	4	EPO2418	101,90
Note: Partitions including fixing angle irons						

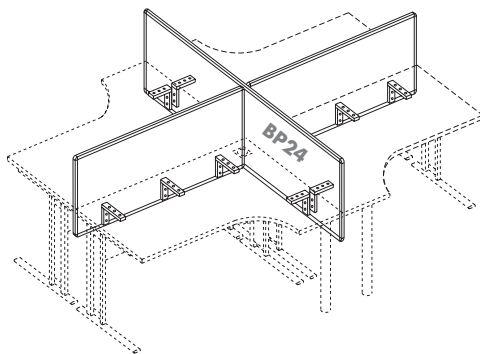
UPHOLSTERY COLOURS



UPHOLSTERY FABRIC MATERIAL CATEGORIES E, F and M

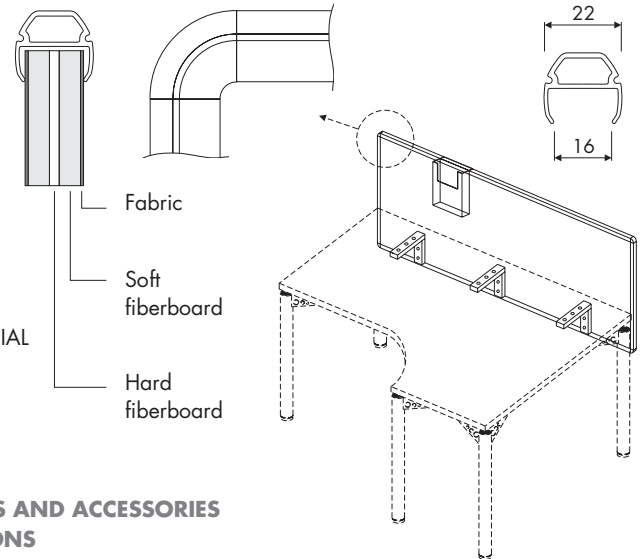


WORK STATION WITH FABRIC PARTITION WALLS PUT INTO A CROSS



FRAME - satin anodized aluminium

FILLING - sandwich construction enabling using pins

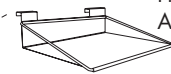


Fabric
Soft fiberboard
Hard fiberboard

PARTITIONS AND ACCESSORIES - DIMENSIONS

FABRIC PARTITION FRAME

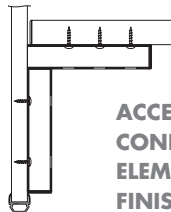
DETAIL OF HANGING ACCESSORIES



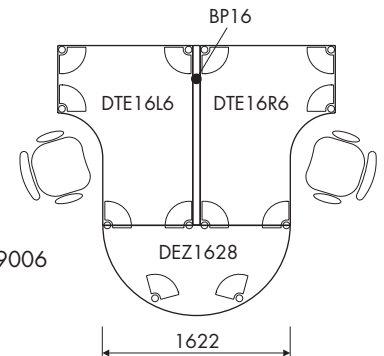
HANGING ACCESSORIES



CONNECTION DETAIL OF PARTITION WITH THE WORKTOP


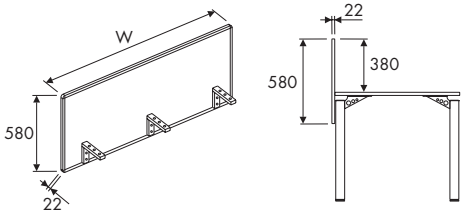
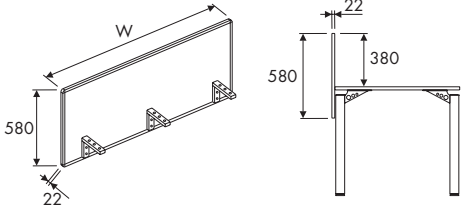
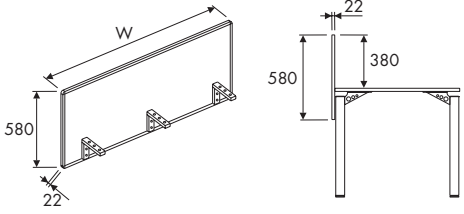


ACCESSORIES AND CONNECTING ELEMENTS COLOUR FINISHING ALUMINIUM RAL 9006



When using partitions it is necessary to choose the right type of add-on desk.

Dimensions are stated in millimetres. The products weight allowance is $\pm 5\%$.

Schema	Description	Weight	Dimensions	Art.No.	Price
FABRIC PARTITIONS	category E	Kg	W		EUR
 <p>Note: Upholstery fabric price category E following the seating furniture fabrics swatch.</p>	Fabric partition	5,8	800	2	BP08E 124,60
	- aluminium frame with a textile fill price category E	6,9	1000	2	BP10E 143,80
	- height 380 mm above the worktop	8,0	1200	2	BP12E 160,90
	- enabling hanging the accessories	9,7	1400	3	BP14E 185,-
	- including the fixing angle irons	10,8	1600	3	BP16E 201,70
		11,4	1622	4	BP17E 208,80
		12,4	1800	4	BP18E 225,90
		15,7	2422	4	BP24E 270,-
 <p>Note: Upholstery fabric price category F following the seating furniture fabrics swatch.</p>	Fabric partition	5,8	800	2	BP08F 144,60
	- aluminium frame with a textile fill price category F	6,9	1000	2	BP10F 168,80
	- height 380 mm above the worktop	8,0	1200	2	BP12F 190,90
	- enabling hanging the accessories	9,7	1400	3	BP14F 219,60
	- including the fixing angle irons	10,8	1600	3	BP16F 241,70
		11,4	1622	4	BP17F 248,80
		12,4	1800	4	BP18F 270,90
		15,7	2422	4	BP24F 330,-
 <p>Note: Upholstery fabric price category M following the seating furniture fabrics swatch.</p>	Fabric partition	5,8	800	2	BP08M 163,80
	- aluminium frame with a textile fill price category M	6,9	1000	2	BP10M 192,50
	- height 380 mm above the worktop	8,0	1200	2	BP12M 219,20
	- enabling hanging the accessories	9,7	1400	3	BP14M 253,-
	- including the fixing angle irons	10,8	1600	3	BP16M 279,20
		11,4	1622	4	BP17M 286,30
		12,4	1800	4	BP18M 313,-
		15,7	2422	4	BP24M 386,70

Dimensions are stated in millimetres. The products weight allowance is $\pm 5\%$.

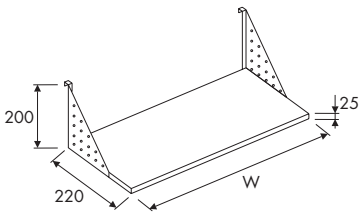
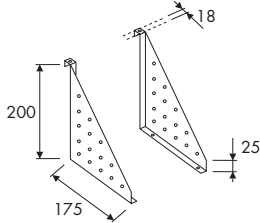
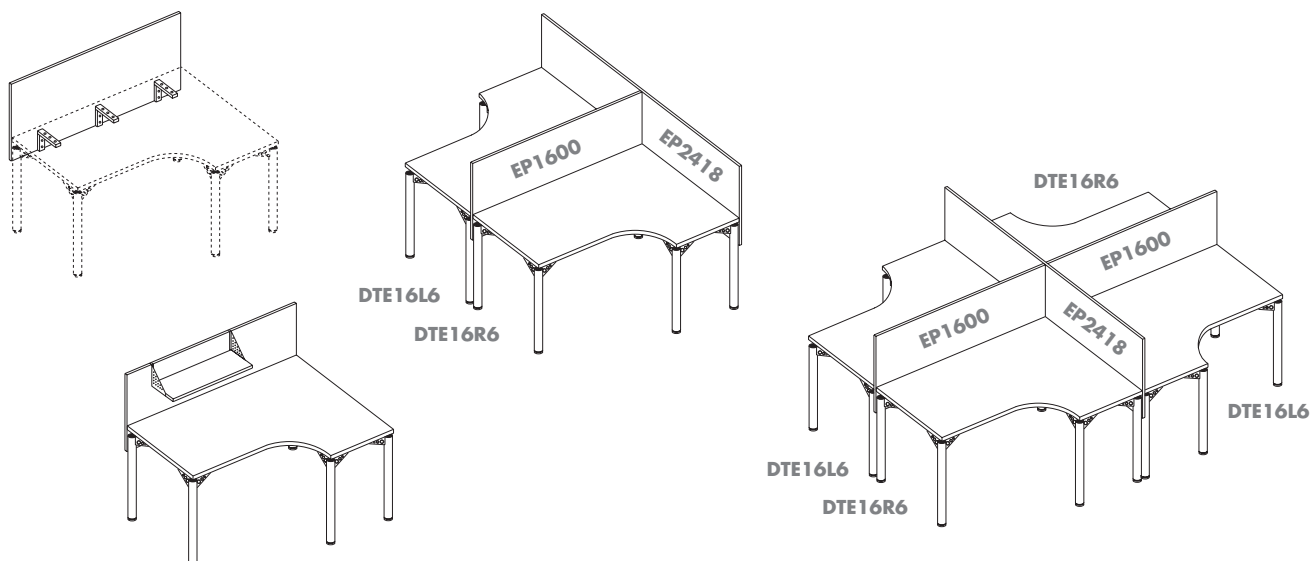
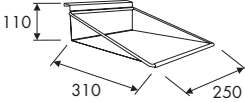
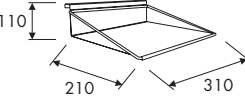
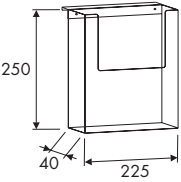
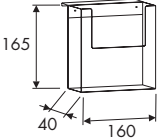
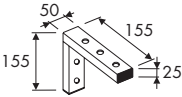
Schema	Description	Weight	Dimen- sions		Art. No.	Price	
			Kg	W			
	Hanging metal shelf for the panel partition - metal sides in colour finishing aluminium RAL 9006 - melamine chipboard colour corresponds to the other furniture	3,1	600		ESA0606	27,70	
		3,6	800		ESA0806	29,80	
		4,8	1000		ESA1006	31,80	
HANGING SHELF SIDES					pair		
	Shelf metal sides perforated in colour finishing: aluminium RAL 9006	0,6			1 pair	ESMA9006	11,-

ILLUSTRATION OF THE PANEL PARTITION WALLS APPLICATION



Note: Application of fabric partitions is identical

Dimensions are stated in millimetres. The products weight allowance is $\pm 5\%$.

Schema	Description	Weight	Art.No.	Price
METAL SHELF		Kg		EUR
	Hanging metal shelf for partition walls - colour finishing aluminium RAL 9006	0,6	PFS9006	15,80
	Hanging metal shelf for partition walls - colour finishing aluminium RAL 9006	0,7	PFSB9006	20,-
PLASTIC POCKET A4				
	Hanging plastic pocket A4 for partition walls - transparent plexiglass	0,5	PFPA4	14,50
PLASTIC POCKET A5				
	Hanging plastic pocket A5 for partition walls - transparent plexiglass	0,3	PFPA5	11,50
ANGLE IRON				
	Angle iron - fixing the partition wall onto the worktop colour finishing: aluminium RAL 9006	0,55	SAP9006	6,10

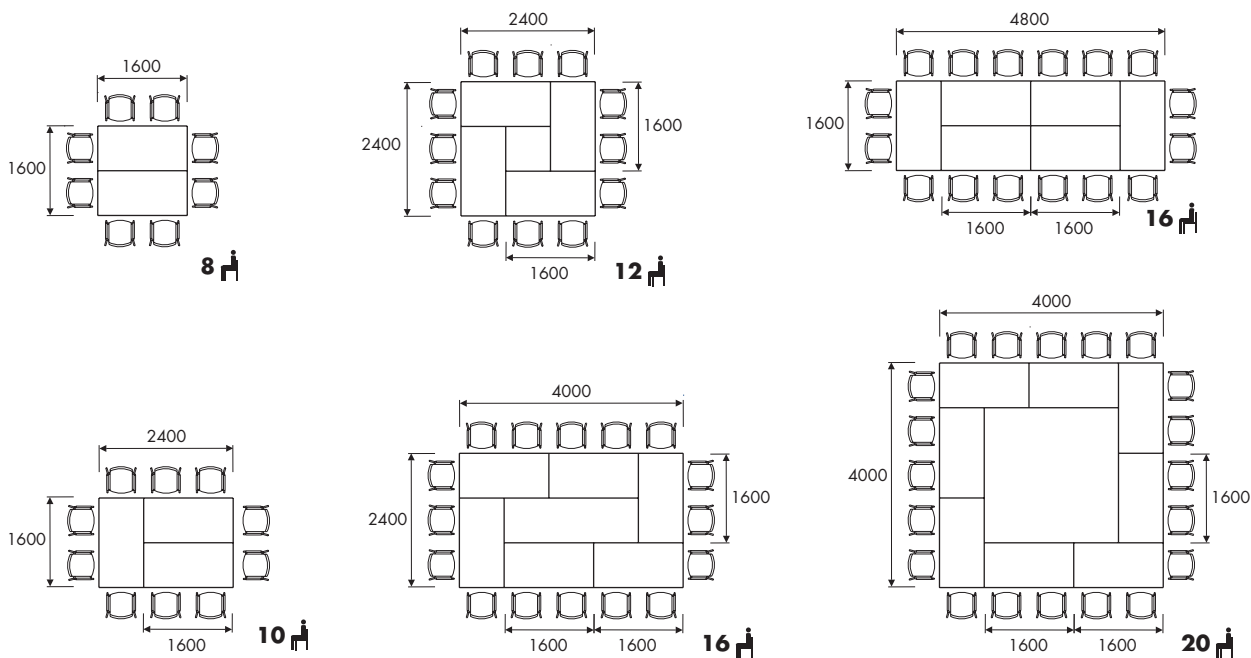
Dimensions are stated in millimetres. The products weight allowance is $\pm 5\%$.

Schema	Description	Weight	Capacity	Base colour	Art. No.	Price
KEG		Kg	Icon	Icon		EUR
	<p>Conference table</p> <ul style="list-style-type: none"> - shape: keg - supported by double-knee legs - stiffening profiles under the worktop or connecting elements 	46,2	6	black	DKK065	246,30
				aluminium	DKK066	246,30
		88,0	10	black	DKK105	396,20
				aluminium	DKK106	396,20
OVAL						
	<p>Conference table</p> <ul style="list-style-type: none"> - shape: oval - supported by double-knee legs - stiffening profiles under the worktop or connecting elements 	54,8	6	black	DKO065	269,-
				aluminium	DKO066	269,-
		101,3	12	black	DKO125	381,30
				aluminium	DKO126	381,30

Dimensions are stated in millimetres. The products weight allowance is $\pm 5\%$.

Schema	Description	Weight	Base colour	Art. No.	Price
<p>RECTANGULAR</p>	<p>Conference table</p> <ul style="list-style-type: none"> - shape: rectangular - supported by double-knee legs - stiffening profiles under the worktop 	<p>Kg</p> <p>44,4</p>			
				<p>black DC16085</p> <p>aluminium DC16086</p>	<p>215,90</p> <p>215,90</p>

- ILLUSTRATION OF APPLICATION



Instructions for use of office furniture SIMPLE

(Applies to products listed in this catalogue)

Furniture use, general principles:

Office furniture is intended for use in interiors of buildings, offices, conference rooms and rooms for short meetings, training rooms or for home study rooms and other rooms intended for paper-work, possibly for light manual (for example assembly) work. Further, it is possible to use these products for example for furnishing canteens and restaurants. Do not move the furniture by dragging on the floor, but by carrying it! Take the tables by metal frame. It is forbidden to sit or step on the table board. Danger of injury! In case the table stands on uneven ground, it is necessary to level it by leveling screws or by underlaying it. In case of long-term exposition of the furniture to direct sunlight, the shade of upholstery fabric (screens) and wooden parts may change. We recommend to choose suitable type of product (table, screen, etc.) with regard to its use and intensity of workload, after consultation with seller.

The products are not intended for:

- direct contact with water or placing in damp environment
- excessive static or dynamic load
- heavy manual works (furnishing workshops etc.)
- storage of heavy objects and objects of nature other than papers and standard office equipment.

Office desks , conference tables and add-on desks SIMPLE:

Office desks, conference tables and additional pieces of furniture are intended for paper-work, for computer work, as side tables, tables for office machinery (copying machines, faxes etc.).

Partition walls:

Fabric and panel partition walls serve for optical separation of working area above the table board from the surrounding area. Further, it serves for hanging-up shelves for small office requisites and papers. Attention! On the partition walls it is not allowed to hang accessories other than approved by the manufacturer. Direct contact with the source of heat or its placement in close proximity of the source of heat is forbidden.

Other accessories:

Accessories and supplementary assortment of the office furniture SIMPLE is made of materials identical with the office furniture (laminated-chip boards, metal, plastic...). According to furniture catalogues these accessories and supplementary assortment of the office furniture is always intended for particular product (table, partition wall...). Use it always and only for the purpose, for which it has been designed (it is stated in the catalogue). Use for other purposes is possible only with the previous approval of the manufacturer.

Instructions for maintenance of office furniture SIMPLE

(Applies to products listed in this catalogue)

The maintenance of dining furniture is cleaning the furniture from dust, stains, smudges, oil, traces of food and other dirt. Common domestic chemical detergents are recommended for the maintenance of furniture, intended for laminated, plastic, metal and wooden surfaces. Do not clean mechanically, do not use abrasives and organic solvents.

It is not necessary to impregnate the surface of furniture or board screens by so called "furniture polish". These preparations are intended for impregnating the surface of wooden furniture (with natural surface). Laminated top layer of our office furniture is not porous, thus it does not absorb these substances and the surface stays greasy.

Fabric partition walls:

Textile surface of partitions can be cleaned with vacuum cleaner, in case of need it can be cleaned by surface shampooing (it means softly brushed by neutral detergent of the temperature ca 30°C, without soaking the product thoroughly).

Metal parts (table frames, metal screens etc.):

Dust, dirt, stains etc. should be removed with a soft, clean and dry cloth. Heavier dirt should be removed with common domestic chemical detergents, intended for plastic and varnished metal surfaces. Do not clean mechanically, do not use abrasives and organic solvents.

Plastic parts (keyboard tray, cable passages etc.):

Dust, dirt, stains etc. should be removed with a soft, clean and dry cloth. Heavier dirt should be removed with common domestic chemical detergents, intended for plastic and varnished metal surfaces. Do not clean mechanically, do not use abrasives and organic solvents.

