



valid from:

July

08

OFFICE FURNITURE CUBIC

CUBIC

Contents:

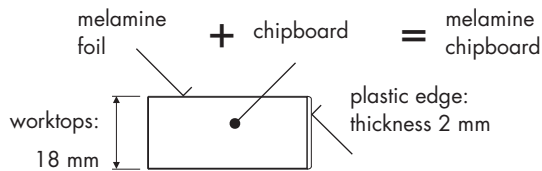
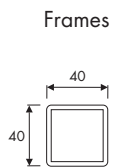
	page
Office desks "CUBIC"	1
Office desks "CUBIC" accessories	12
Conference sets "CUBIC"	14
Pedestals "SPECIAL"	16
Pedestals "SPECIAL" accessories	19
METAL pedestals	20
METAL pedestals accessories	24
Cabinets "SPECIAL"	26
Cabinets "SPECIAL" accessories	38
Instruction for use and maintenance	39

**MELAMINE DESKS
COLOUR FINISHINGS**

THICKNESS 18 mm


Frames

- steel profiles
- baked powder coating



WORKTOP COLOUR FINISHINGS

MATERIAL CATEGORY **S**




Light grey



Birch



Cinnamon

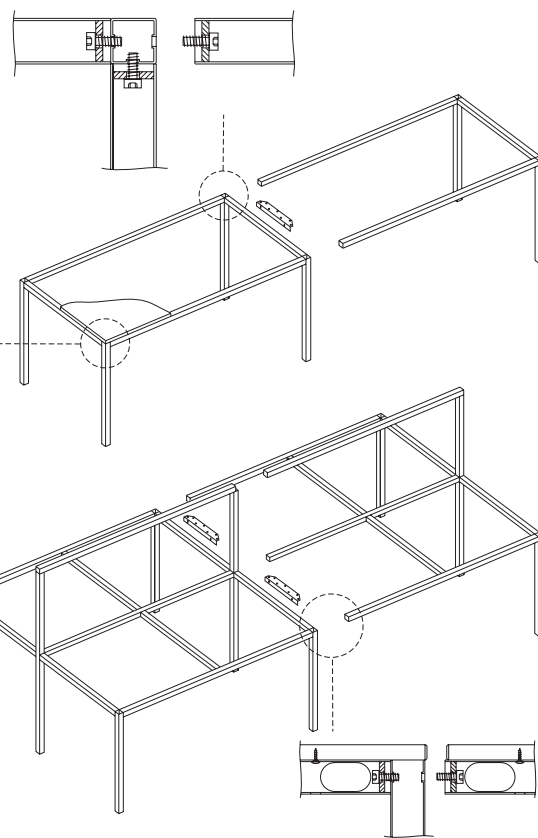


Zebrano

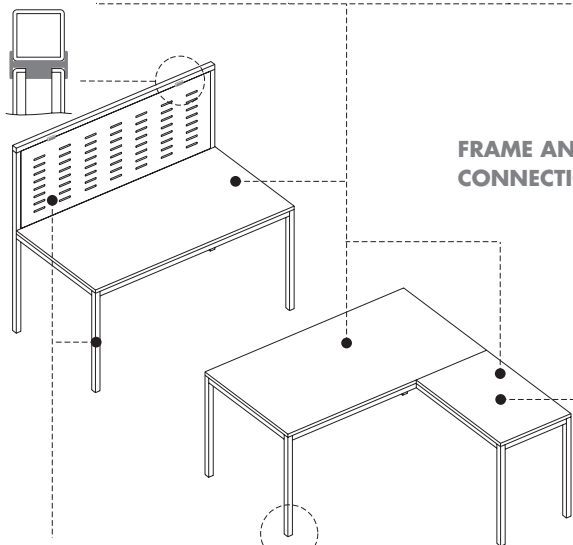
WORKTOP COLOUR FINISHINGS

MATERIAL CATEGORY **L**


SELF SUPPORTING METAL FRAMES



FRAME AND WORKTOP CONNECTION




**PARTITION WALLS AND
FRAMES COLOUR FINISHING**
ALUMINIUM STRUCTURE RAL 9006




Arresting elements

**OTHER COLOUR
FINISHINGS
FOR ADD-ON DESKS**



Pastel blue



Blue



Nephrite green

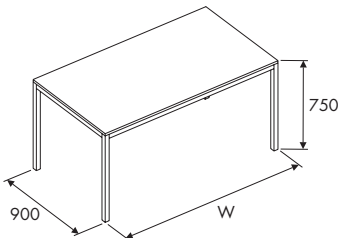
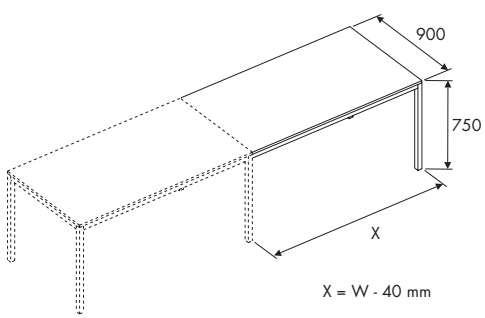


Burgundy



Anthracite

Dimensions are stated in millimetres. The products weight allowance is $\pm 5\%$.

Schema	Description	Weight	Material category	Dimensions	Art. No.	Price		
BASIC DESKS		Kg		W		EUR		
	Basic office desk	25,8	S	900	CDS096	171,90		
		31,0		1200	CDS126	187,70		
	- self supporting metal frame with floor levelling elements	34,4		1400	CDS146	199,80		
		37,7		1600	CDS166	212,10		
		41,1		1800	CDS186	223,60		
		44,5		2000	CDS206	236,50		
	- frame finishing aluminium RAL 9006	48,0		2200	CDS226	248,20		
		51,4		2400	CDS246	259,20		
	- worktops in a material category S and L	25,8		L	900	CDL096	176,60	
		31,0			1200	CDL126	192,50	
		34,4			1400	CDL146	205,80	
		37,7			1600	CDL166	218,80	
		41,1			1800	CDL186	231,10	
		44,5			2000	CDL206	244,80	
		48,0			2200	CDL226	257,30	
		51,4			2400	CDL246	268,80	
ADDITIONAL DESKS				X				
	Additional office desk	20,4	S	860	CDES096	130,50		
		25,6		1160	CDES126	146,30		
	- to be connected to the basic desk	29,0		1360	CDES146	158,40		
		32,3		1560	CDES166	170,80		
	- self supporting metal frame with floor levelling elements	35,7		1760	CDES186	182,30		
		39,1		1960	CDES206	195,10		
		20,4		L	860	CDEL096	135,30	
		25,6			1160	CDEL126	151,20	
	- frame finishing aluminium RAL 9006	29,0			1360	CDEL146	164,50	
		32,3			1560	CDEL166	177,40	
	- worktops in a material category S and L	35,7			1760	CDEL186	189,80	
		39,1			1960	CDEL206	203,50	

WORKTOPS:

S (Standard): Light grey, Birch

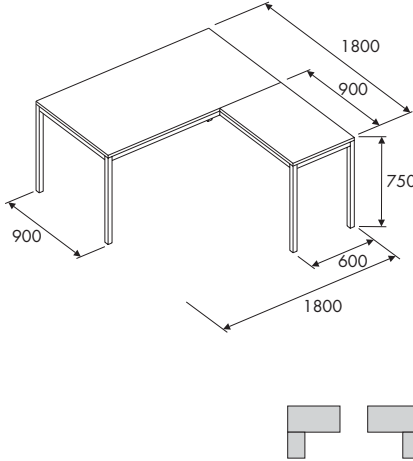
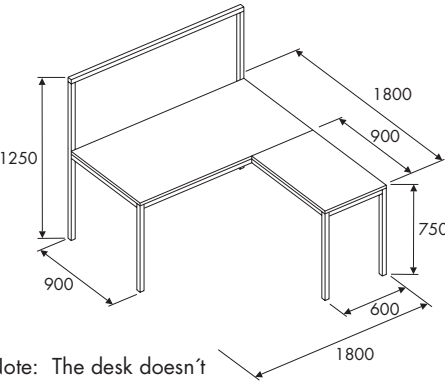
L (Lux): Cinnamon, Zebrano

Dimensions are stated in millimetres. The products weight allowance is $\pm 5\%$.

Schema	Description	Weight	Material category	Dimensions	Art. No.	Price	
		Kg		W		EUR	
	Double office desk	45,6	S	900	CDDS096	299,60	
	- self supporting metal frame with floor levelling elements	59,6		1200	CDDS126	347,-	
		66,4		1400	CDDS146	368,40	
		72,8		1600	CDDS166	389,90	
		79,5		1800	CDDS186	410,40	
	- frame finishing aluminium RAL 9006	86,3		2000	CDDS206	433,50	
	- worktops in a material category S and L	45,6		L	900	CDDL096	309,-
		59,6			1200	CDDL126	356,70
		66,4			1400	CDDL146	380,50
		72,8			1600	CDDL166	403,20
		79,5			1800	CDDL186	425,30
		86,3			2000	CDDL206	450,20
	DOUBLE ADDITIONAL OFFICE DESKS				X		
	Double additional office desk	36,6	S	860	CDDES096	228,50	
		50,6		1160	CDDES126	275,90	
		57,4		1360	CDDES146	297,30	
		63,9		1560	CDDES166	318,80	
		70,6		1760	CDDES186	339,30	
		77,3		1960	CDDES206	362,40	
				L	860	CDDEL096	237,90
		36,6	1160		CDDEL126	285,50	
		50,6	1360		CDDEL146	309,40	
		57,4	1560		CDDEL166	332,10	
		63,9	1760		CDDEL186	354,20	
		70,6	1960		CDDEL206	379,-	
		77,3					

WORKTOPS:**S** (Standard): Light grey, Birch**L** (Lux): Cinnamon, Zebrano

Dimensions are stated in millimetres. The products weight allowance is $\pm 5\%$.

Schema	Description	Weight	Material category	Art. No.	Price
WORKPLACE SHAPE "L"					
BASIC DESK					
 <p>Universal left or right-handed version</p>	Workplace shape "L"	Kg			
	- self supporting metal frame with floor levelling elements	56,3	S	CDLS186	324,10
	- frame finishing aluminium RAL 9006				
	- worktops in a material category S and L	56,3	L	CDLL186	331,50
BASIC DESK WITH A PARTITION WALL					
 <p>Note: The desk doesn't include a partition wall panel Partition wall panel is to be ordered separately</p> <p>Universal left or right-handed version</p>	Workplace shape "L" with a partition wall				
	- self supporting metal frame with floor levelling elements	68,2	S	CDLPS186	420,30
	- integrated frame enabling insertion of a partition wall panel				
	- frame finishing aluminium RAL 9006	68,2	L	CDLPL186	427,80
	- worktops in a material category S and L				

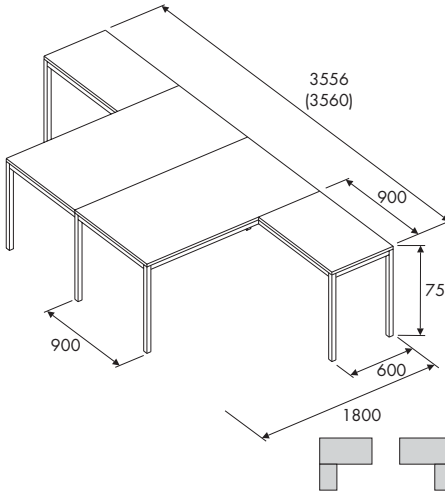
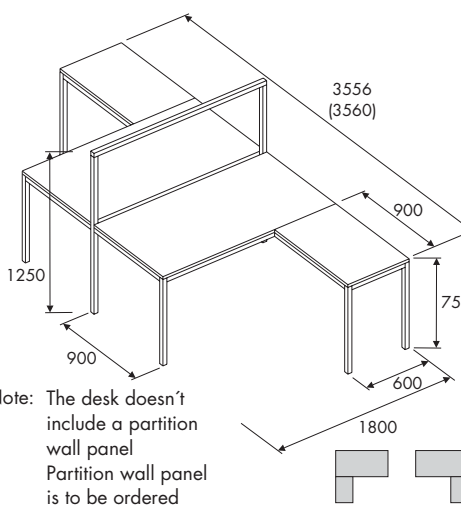
WORKTOPS:

S (Standard): Light grey, Birch
L (Lux): Cinnamon, Zebrano

ADD-ON DESKS:

See page 1 - OTHER COLOUR FINISHINGS

Dimensions are stated in millimetres. The products weight allowance is ± 5%.

Schema	Description	Weight	Material category	Art. No.	Price
WORKPLACE SHAPE "T"					
DOUBLE OFFICE DESK					
 <p>Universal left or right-handed version</p>	Workplace shape "T"	105,8	S	CDTS186	611,30
	- self supporting metal frame with floor levelling elements				
	- frame finishing aluminium RAL 9006	105,8	L	CDTL186	626,30
	- worktops in a material category S and L				
DOUBLE OFFICE DESK WITH A PARTITION WALL					
 <p>Universal left or right-handed version</p>	Workplace shape "T" with a partition wall	123,9	S	CDTPS186	707,50
	- self supporting metal frame with floor levelling elements				
<p>Note: The desk doesn't include a partition wall panel Partition wall panel is to be ordered separately</p>	- integrated frame enabling insertion of a partition wall panel	123,9	L	CDTPL186	722,40
	- frame finishing aluminium RAL 9006				
	- worktops in a material category S and L				

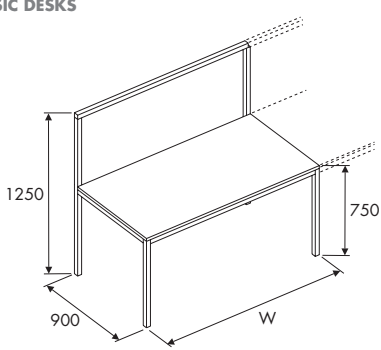
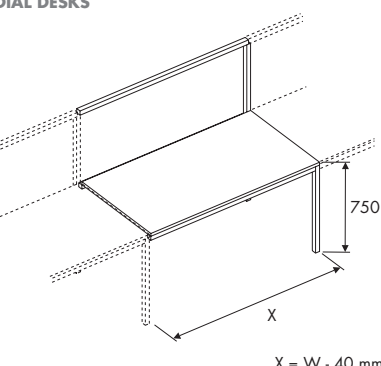
WORKTOPS:

S (Standard): Light grey, Birch
L (Lux): Cinnamon, Zebrano

ADD-ON DESKS:

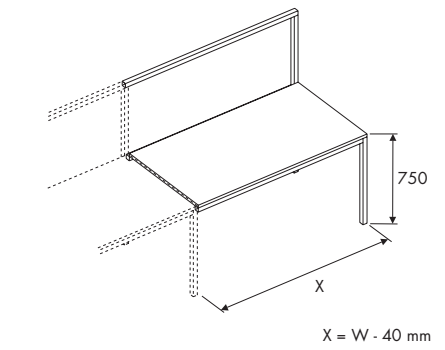
See page 1 - OTHER COLOUR FINISHINGS

Dimensions are stated in millimetres. The products weight allowance is ± 5%.

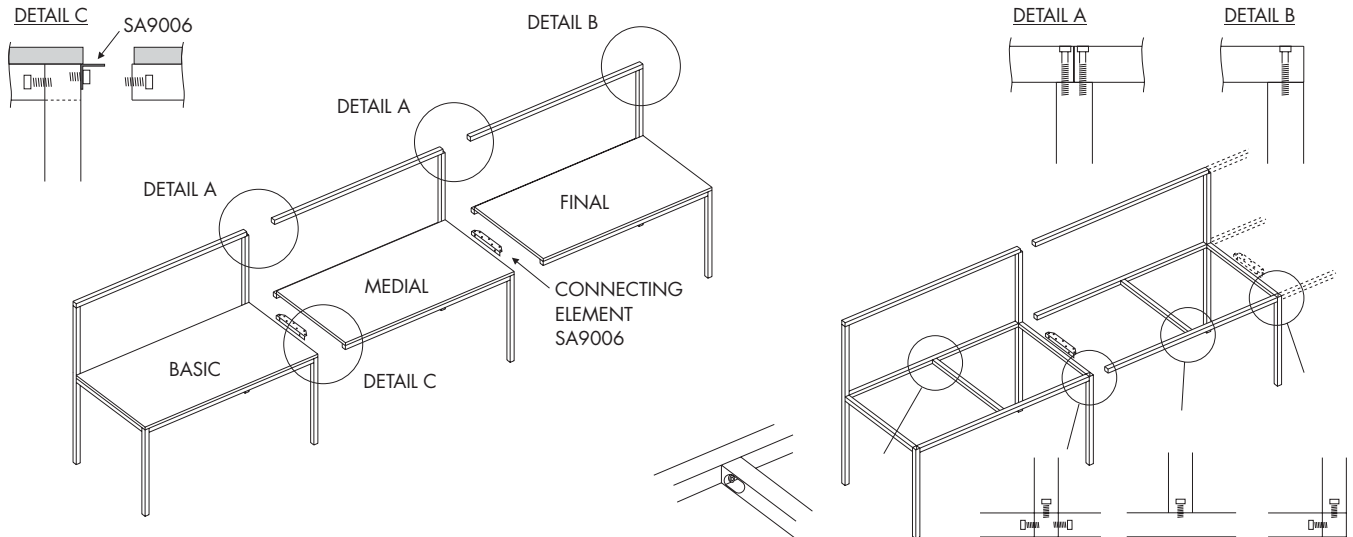
Schema	Description	Weight	Material category	Dimensions	Art. No.	Price							
DESKS FOR AN ENDLESS LINE													
BASIC DESKS													
 <p>Note: The desk doesn't include a partition wall panel. Partition wall panel is to be ordered separately.</p>	Desks for an endless line	29,9	S	W		EUR							
	- basic desk with a partition wall	40,3					900	CDPS1096	224,90				
	- self supporting metal frame with floor levelling elements	44,7					1200	CDPS1126	264,20				
		48,6					1400	CDPS1146	279,-				
		52,9					1600	CDPS1166	294,-				
		57,3					1800	CDPS1186	308,10				
		57,3					2000	CDPS1206	323,60				
	- integrated frame enabling insertion of a partition wall panel	29,9					L						
		40,3									900	CDPL1096	229,60
		44,7									1200	CDPL1126	269,-
	- frame finishing aluminium RAL 9006	48,6									1400	CDPL1146	285,10
		52,9									1600	CDPL1166	300,70
		57,3									1800	CDPL1186	315,60
	- worktops in a material category S and L	57,3									2000	CDPL1206	332,-
X													
MEDIAL DESKS													
 <p>Note: The desk doesn't include a partition wall panel. Partition wall panel is to be ordered separately.</p>	Desks for an endless line	26,3	S										
	- medial desk with a partition wall	36,7									860	CDPS2096	159,50
	- self supporting metal frame with floor levelling elements	41,1									1160	CDPS2126	198,70
		45,1									1360	CDPS2146	213,50
		49,4									1560	CDPS2166	228,50
		53,7					1760	CDPS2186	242,70				
		53,7					1960	CDPS2206	258,10				
	- integrated frame enabling insertion of a partition wall panel	26,3					L						
	- including connecting element SA9006	36,7									860	CDPL2096	164,20
	- frame finishing aluminium RAL 9006	41,1									1160	CDPL2126	203,50
		45,1									1360	CDPL2146	219,50
		49,4									1560	CDPL2166	235,20
		53,7									1760	CDPL2186	250,20
	- worktops in a material category S and L	53,7									1960	CDPL2206	266,40

WORKTOPS: S (Standard): Light grey, Birch
L (Lux): Cinnamon, Zebrano

Dimensions are stated in millimetres. The products weight allowance is ± 5%.

Schema	Description	Weight	Material category	Dimensions	Art. No.	Price
DESKS FOR AN ENDLESS LINE		Kg		X		EUR
 <p>Note: The desk doesn't include a partition wall panel. Partition wall panel is to be ordered separately.</p> <p>$X = W - 40 \text{ mm}$</p>	Desks for an endless line	26,4	S	860	CDPS3096	172,80
	- final desk with a partition wall	36,8		1160	CDPS3126	212,-
	- self supporting metal frame with floor levelling elements	41,2		1360	CDPS3146	226,90
		45,2		1560	CDPS3166	241,90
		49,5		1760	CDPS3186	256,-
		53,8		1960	CDPS3206	271,50
	- integrated frame enabling insertion of a partition wall panel	26,4		860	CDPL3096	177,50
	- including connecting element SA9006	36,8	1160	CDPL3126	216,90	
	- frame finishing aluminium RAL 9006	41,2	1360	CDPL3146	232,90	
	- worktops	45,2	1560	CDPL3166	248,50	
	- in a material category S and L	49,5	1760	CDPL3186	263,40	
		53,8	1960	CDPL3206	279,80	

ENDLESS LINE DESKS CONNECTION - EXAMPLE OF APPLICATION

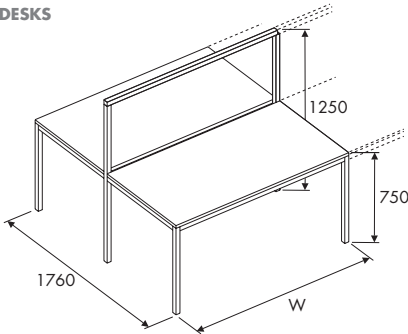
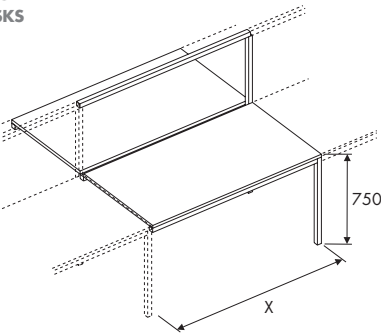


WORKTOPS:

S (Standard): Light grey, Birch

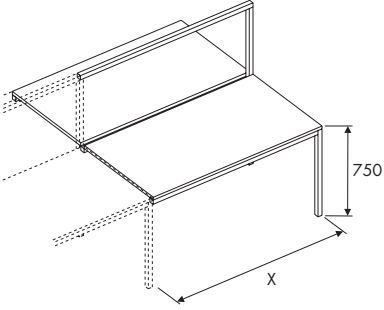
L (Lux): Cinnamon, Zebrano

Dimensions are stated in millimetres. The products weight allowance is ± 5%.

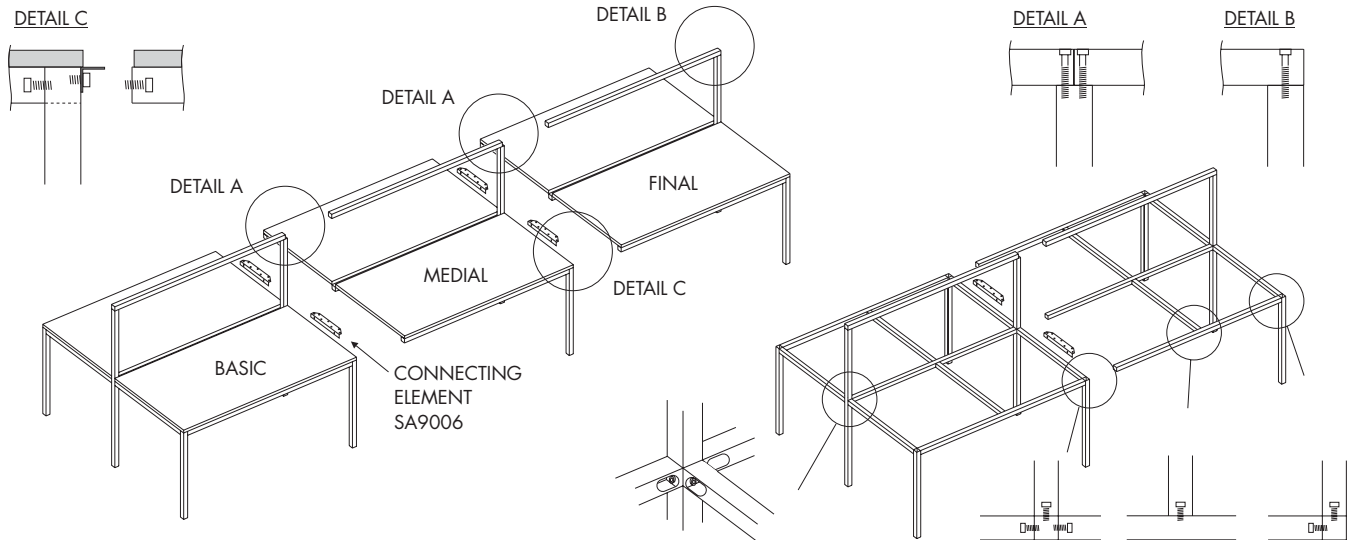
Schema	Description	Weight	Material category	Dimensions	Art. No.	Price	
DESKS FOR AN ENDLESS LINE		Kg		W		EUR	
<p>DOUBLE BASIC DESKS</p>  <p>Note: The desk doesn't include a partition wall panel Partition wall panel is to be ordered separately</p>	Desks for an endless line	55,9	S	900	CDDPS1096	354,-	
	- double basic desk with a partition wall	75,1		1200	CDDPS1126	425,-	
	- self supporting metal frame with floor levelling elements	82,9		1400	CDDPS1146	449,10	
		89,9		1600	CDDPS1166	473,30	
		97,5		1800	CDDPS1186	496,30	
		105,3		2000	CDDPS1206	522,10	
		- integrated frame enabling insertion of a partition wall panel	55,9	L	900	CDDPL1096	363,50
		75,1	1200		CDDPL1126	434,60	
		82,9	1400		CDDPL1146	461,20	
	- frame finishing aluminium RAL 9006	89,9	1600		CDDPL1166	486,60	
	- worktops in a material category S and L	97,5	1800		CDDPL1186	511,30	
		105,3	2000		CDDPL1206	538,80	
					X		
	<p>DOUBLE MEDIAL DESKS</p>  <p>Note: The desk doesn't include a partition wall panel Partition wall panel is to be ordered separately</p>	Desks for an endless line	42,5	S	860	CDDPS2096	258,40
		- double medial desk with a partition wall	61,7		1160	CDDPS2126	329,20
		- self supporting metal frame with floor levelling elements	69,5		1360	CDDPS2146	353,40
			76,7		1560	CDDPS2166	377,50
			84,3		1760	CDDPS2186	400,70
		91,9	1960		CDDPS2206	426,30	
		- integrated frame enabling insertion of a partition wall panel	42,5	L	860	CDDPL2096	267,80
		61,7	1160		CDDPL2126	338,90	
		69,5	1360		CDDPL2146	365,50	
- frame finishing aluminium RAL 9006		76,7	1560		CDDPL2166	390,80	
- worktops in a material category S and L		84,3	1760		CDDPL2186	415,60	
		91,9	1960		CDDPL2206	443,-	

WORKTOPS: **S** (Standard): Light grey, Birch
L (Lux): Cinnamon, Zebrano

Dimensions are stated in millimetres. The products weight allowance is ± 5%.

Schema	Description	Weight	Material category	Dimensions	Art. No.	Price	
DESKS FOR AN ENDLESS LINE		Kg		X		EUR	
 <p>Note: The desk doesn't include a partition wall panel. Partition wall panel is to be ordered separately.</p> <p>$X = W - 40 \text{ mm}$</p>	Desks for an endless line	42,6	S	860	CDDPS3096	270,20	
	- double final desk with a partition wall	61,8		1160	CDDPS3126	341,10	
	- self supporting metal frame with floor levelling elements	69,6		1360	CDDPS3146	365,30	
		76,8		1560	CDDPS3166	389,40	
		84,4		1760	CDDPS3186	412,50	
		92,0		1960	CDDPS3206	438,20	
		- integrated frame enabling insertion of a partition wall panel	42,6	L	860	CDDPL3096	279,60
			61,8		1160	CDDPL3126	350,80
		- frame finishing aluminium RAL 9006	69,6		1360	CDDPL3146	377,30
			76,8		1560	CDDPL3166	402,70
		- worktops in a material category S and L	84,4		1760	CDDPL3186	427,40
			92,0		1960	CDDPL3206	454,90

ENDLESS LINE DESKS CONNECTION - EXAMPLE OF APPLICATION

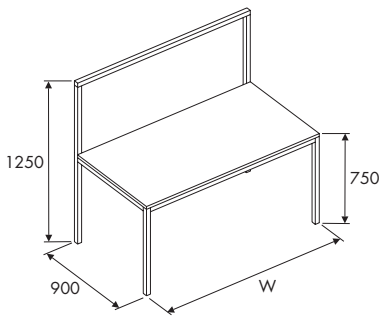
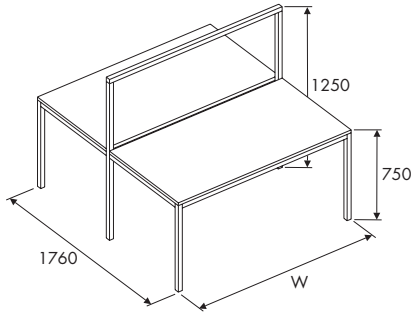


WORKTOPS:

S (Standard): Light grey, Birch

L (Lux): Cinnamon, Zebrano

Dimensions are stated in millimetres. The products weight allowance is $\pm 5\%$.


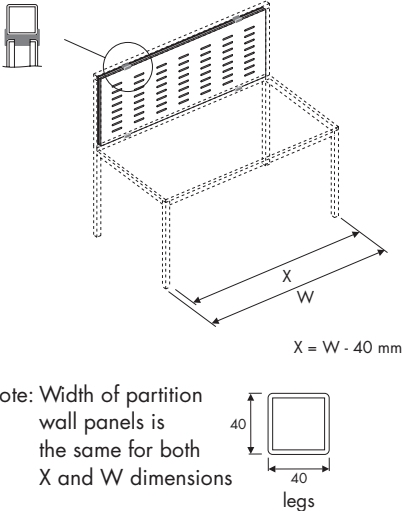
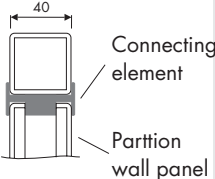
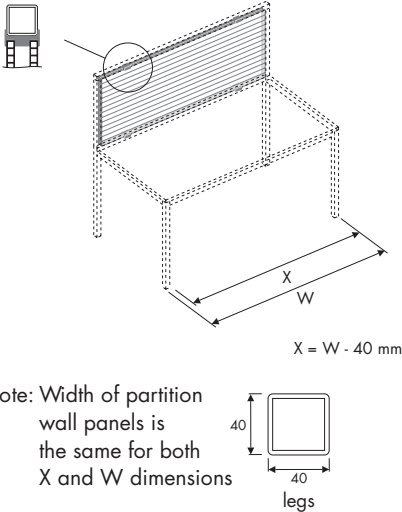
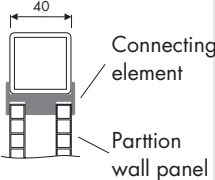
Schema	Description	Weight	Material category	Dimensions	Art. No.	Price	
		Kg		W		EUR	
BASIC DESKS							
BASIC DESKS WITH A PARTITION WALL							
 <p>Note: The desk doesn't include a partition wall panel Partition wall panel is to be ordered separately</p>	Basic desk with a partition wall	30,0	S	900	CDPS096	236,60	
		40,4		1200	CDPS126	275,90	
	- self supporting metal frame with floor levelling elements	44,8		1400	CDPS146	290,80	
		48,7		1600	CDPS166	305,80	
		53,0		1800	CDPS186	319,80	
		57,4		2000	CDPS206	335,30	
	- integrated frame enabling insertion of a partition wall panel	30,0		L	900	CDPL096	241,30
		40,4			1200	CDPL126	280,80
	- frame finishing aluminium RAL 9006	44,8			1400	CDPL146	296,80
		48,7			1600	CDPL166	312,40
	- worktops in a material category S and L	53,0	1800		CDPL186	327,30	
		57,4	2000		CDPL206	343,70	
	DOUBLE OFFICE DESKS WITH A PARTITION WALL						
	 <p>Note: The desk doesn't include a partition wall panel Partition wall panel is to be ordered separately</p>	Double office desk with a partition wall	56,0	S	900	CDDPS096	364,30
		75,2	1200		CDDPS126	435,20	
- self supporting metal frame with floor levelling elements		83,0	1400		CDDPS146	459,30	
		90,0	1600		CDDPS166	483,50	
		97,6	1800		CDDPS186	506,50	
		105,4	2000		CDDPS206	532,30	
- integrated frame enabling insertion of a partition wall panel		56,0	L	900	CDDPL096	373,70	
		75,2		1200	CDDPL126	444,80	
- frame finishing aluminium RAL 9006		83,0		1400	CDDPL146	471,40	
		90,0		1600	CDDPL166	496,80	
- worktops in a material category S and L		97,6		1800	CDDPL186	521,50	
		105,4		2000	CDDPL206	549,-	

WORKTOPS:

S (Standard): Light grey, Birch

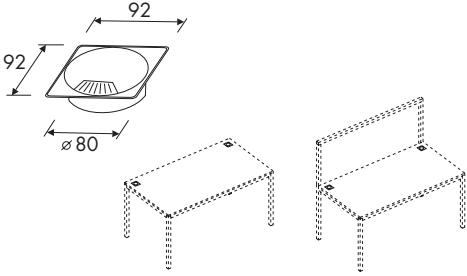
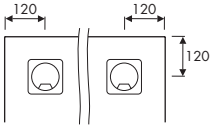
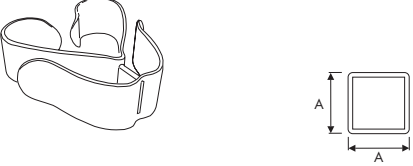








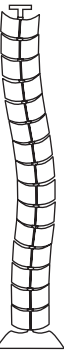
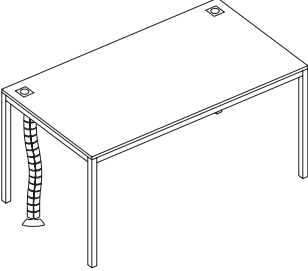
















L (Lux): Cinnamon, Zebrano

Dimensions are stated in millimetres. The products weight allowance is $\pm 5\%$.

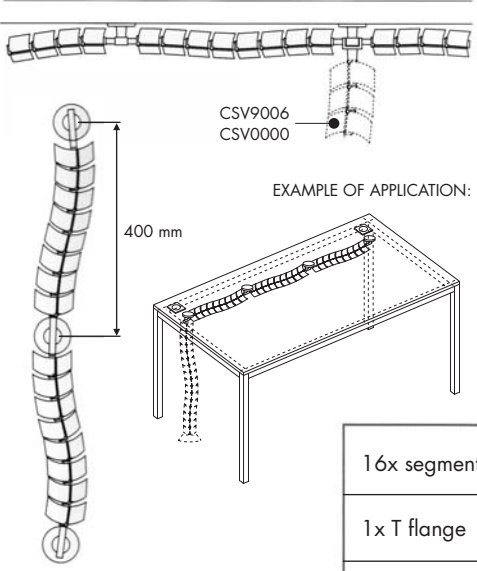












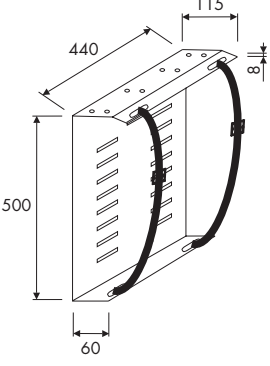
Schema	Description	Weight		Dimensions	Art. No.	Price
PARTITION WALL PANELS	- METAL PERFORATED	Kg		W/X		EUR
 <p>Note: Width of partition wall panels is the same for both X and W dimensions</p> <p>$X = W - 40 \text{ mm}$</p>	Partition wall panel - metal perforated	6,2	4	set*	900/860	CMP096 100,40
	- steel sheet in colour finishing aluminium RAL 9006	8,4	4		1200/1160	CMP126 122,60
	- including connecting elements	9,8	4		1400/1360	CMP146 131,90
		11,4	6		1600/1560	CMP166 157,10
		12,8	6		1800/1760	CMP186 158,-
		14,2	6		2000/1960	CMP206 167,30
						
	- CELLULAR PLASTIC					
 <p>Note: Width of partition wall panels is the same for both X and W dimensions</p> <p>$X = W - 40 \text{ mm}$</p>	Partition wall panel - cellular plastic polycarbonate (splinterless, fireproof)	1,7	4	set*	900/860	CPP09 104,10
	- milk colour	2,2	4		1200/1160	CPP12 122,60
	- including connecting elements	2,5	4		1400/1360	CPP14 133,80
		3,0	6		1600/1560	CPP16 160,80
		3,4	6		1800/1760	CPP18 171,90
		3,7	6		2000/1960	CPP20 185,80
						

* - 1 set contains: 2 panels (1 for each side) and connecting elements

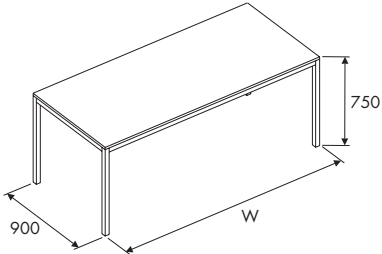
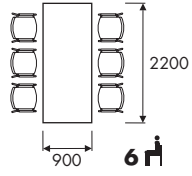
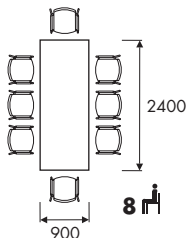
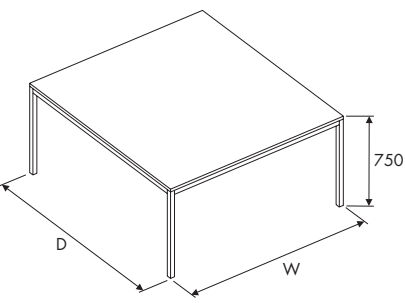
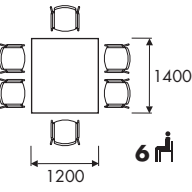
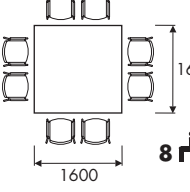
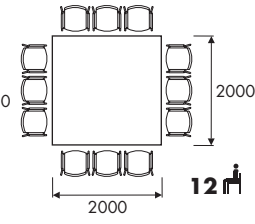
Dimensions are stated in millimetres. The products weight allowance is $\pm 5\%$.

Schema	Description	Weight	Unit	Colour	Art. No.	Price																
CABLE PASSAGES		Kg				EUR																
	<p>Cable passage for "CUBIC" desks - universal for all types of "CUBIC" desks</p> <p>POSITION:</p> 	0,06	1 set	aluminium	APC6	6,50																
There is 1 set (2 pcs) of the cable passage for 1 worktop manufactured in the production line.																						
CABLE CLIPS for square leg																						
	<p>Cable clip for square leg A = 40 mm</p> <p>Application: - vertical cable lining</p>	0,022		transparent	CSLT	3,-																
VERTICAL CABLING SYSTEM																						
<p>CONTENTS:</p> <table border="1" data-bbox="331 890 577 1168"> <tr> <td>15x segment</td> <td></td> </tr> <tr> <td>1x upper flange</td> <td></td> </tr> <tr> <td>1x worktop clip</td> <td></td> </tr> <tr> <td>1x plinth</td> <td></td> </tr> <tr> <td>1x worktop bracket</td> <td></td> </tr> <tr> <td>3x wood screw</td> <td></td> </tr> <tr> <td>2x big plug</td> <td></td> </tr> <tr> <td>2x small plug</td> <td></td> </tr> </table>  <p>EXAMPLE OF APPLICATION</p> 	15x segment		1x upper flange		1x worktop clip		1x plinth		1x worktop bracket		3x wood screw		2x big plug		2x small plug		<p>Vertical cabling system</p> <p>- flexible, attractive appearance</p> <p>Application: - enabling vertical cable lining</p>	1,0		transparent	CSV0000	31,10
15x segment																						
1x upper flange																						
1x worktop clip																						
1x plinth																						
1x worktop bracket																						
3x wood screw																						
2x big plug																						
2x small plug																						
		1,0		aluminium RAL 9006	CSV9006	25,90																

Dimensions are stated in millimetres. The products weight allowance is $\pm 5\%$.

Schema	Description	Weight	Colour	Art.No.	Price							
HORIZONTAL CABLING SYSTEM												
 <p>Horizontal cabling system</p> <p>- enabling horizontal cable lining under the worktop</p> <p>EXAMPLE OF APPLICATION:</p> <p>400 mm</p> <p>CSV9006 CSV0000</p> <p>CONTENTS:</p> <table border="1" data-bbox="459 721 821 1002"> <tr> <td>16x segment</td> <td></td> </tr> <tr> <td>1x T flange</td> <td></td> </tr> <tr> <td>3x connecting head</td> <td></td> </tr> <tr> <td>6x wood screw</td> <td></td> </tr> </table>	16x segment		1x T flange		3x connecting head		6x wood screw					
	16x segment											
1x T flange												
3x connecting head												
6x wood screw												
		1,0	transparent	CSH0000	30,80							
		1,0	aluminium RAL 9006	CSH9006	28,-							
PC HOLDER												
 <p>PC HOLDER</p> <p>- enabling easy fixing of most types of PC boxes under the worktop</p> <p>- shape and dimensions of the perforation matches the perforation used on the partition wall panels</p>												
		4,8	aluminium RAL 9006	PCHC9006	18,80							

Dimensions are stated in millimetres. The products weight allowance is ± 5%.

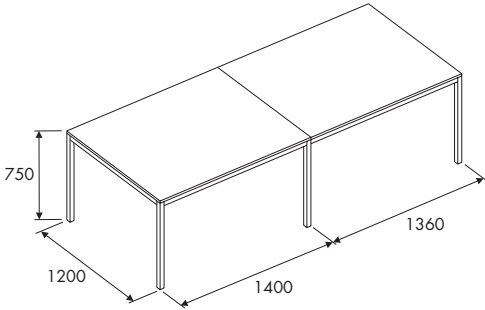
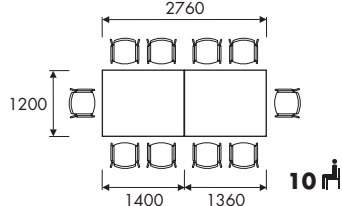
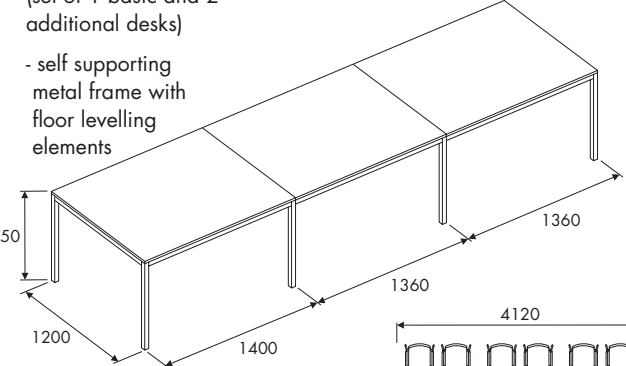
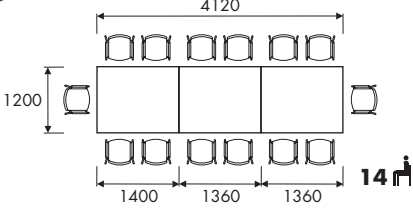
Schema	Description	Weight	Material category		Dimensions	Art.No.	Price	
RECTANGULAR DESKS		Kg			W		EUR	
  	Conference desk rectangular	48,0	S		2200	CDS226	248,20	
	- self supporting metal frame with floor levelling elements	51,4			2400	CDS246	259,20	
	- frame finishing aluminium RAL 9006							
	- worktops in a material category S and L	48,0	L		2200	CDL226	257,30	
		51,4			2400	CDL246	268,80	
	DESKS RECTANGULAR AND SQUARE					D	W	
   	Conference desk square	48,1	S		1200	1400	CDCS1412	265,30
	- self supporting metal frame with floor levelling elements	63,4			1600	1600	CDCS1616	314,-
	- frame finishing aluminium RAL 9006	88,8			2000	2000	CDCS2020	385,80
	- worktops in a material category S and L							
		48,1	L		1200	1400	CDCL1412	278,90
		63,4			1600	1600	CDCL1616	336,50
		88,8			2000	2000	CDCL2020	414,20

WORKTOPS:

S (Standard): Light grey, Birch

L (Lux): Cinnamon, Zebrano

Dimensions are stated in millimetres. The products weight allowance is ± 5%.

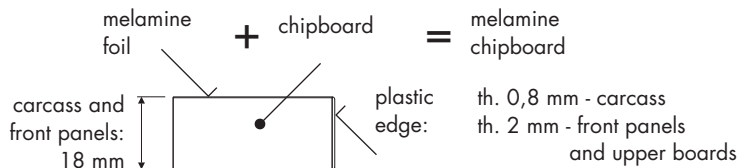
Schema	Description	Weight	Material category	Art.No.	Price
CONFERENCE SETS		Kg			EUR
 	<p>Conference set (set of 1 basic and 1 additional desk)</p> <ul style="list-style-type: none"> - self supporting metal frame with floor levelling elements 	92,0	S	CDCS2712	482,50
	<ul style="list-style-type: none"> - frame finishing aluminium RAL 9006 	92,0	L	CDCL2712	509,80
	<ul style="list-style-type: none"> - worktops in a material category S and L 				
<p>Conference set (set of 1 basic and 2 additional desks)</p> <ul style="list-style-type: none"> - self supporting metal frame with floor levelling elements  	<p>Conference set (set of 1 basic and 2 additional desks)</p> <ul style="list-style-type: none"> - self supporting metal frame with floor levelling elements 	135,9	S	CDCS4112	699,80
	<ul style="list-style-type: none"> - frame finishing aluminium RAL 9006 	135,9	L	CDCL4112	740,70
	<ul style="list-style-type: none"> - worktops in a material category S and L 				

WORKTOPS:

S (Standard): Light grey, Birch

L (Lux): Cinnamon, Zebrano



MELAMINE FURNITURE
COLOUR FINISHINGS
 DESK THICKNESS 18 mm



CARCASS COLOUR FINISHINGS

MATERIAL CATEGORY **S**

MATERIAL CATEGORY **L**



Light grey

Anthracite

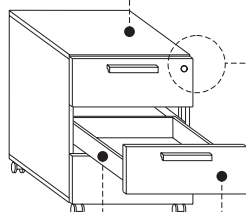
Aluminium

PRICE CATEGORIES

of the pedestals are defined in accordance with the colour finishing of their carcass. Prices for front panels and upper boards are the same for both categories.

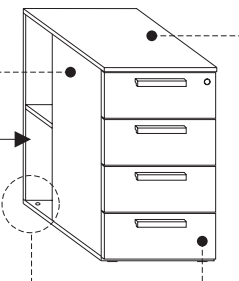
PC PEDESTAL

enabling placement of the PC box, it has double CD drawer with capacity 2x40 CD.



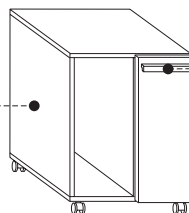
CENTRAL LOCKING

PLACE FOR STOWING FILES
 2 OH



ARRESTING ELEMENTS

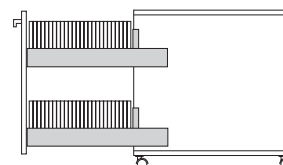
Desk height pedestals are equipped with arresting elements for floor levelling.



HANDLES
 from satin anodized aluminium

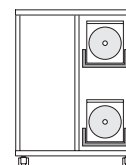
DRAWERS

Metal drawers with integrated slide runners



RUNNERS

All drawers with extension 75%.




DRAWERS COLOUR
 BLACK RAL 9005

Drawers are equipped with the antitilt device.

CARCASS AND UPPER BOARDS COLOUR FINISHINGS




Birch



Pastel blue



Blue



Nephrite green



Burgundy

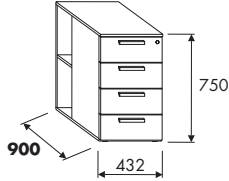
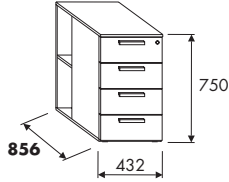
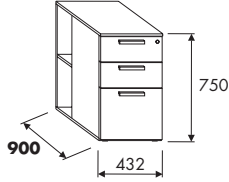
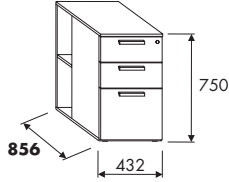


Cinnamon



Zebrano

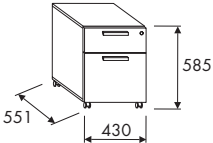
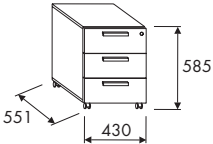
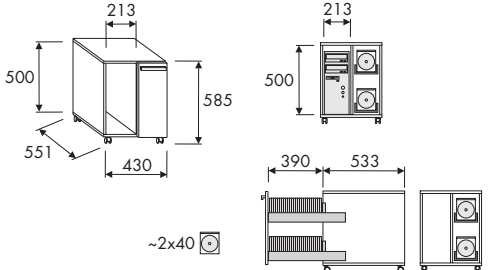
Dimensions are stated in millimetres. The products weight allowance is ± 5%.

Schema	Description	Weight	Material category	Depth	Art. No.	Price
DESK-HEIGHT		Kg				EUR
	Desk-height pedestal - central locking - antitilt device	39,0	S	900	CXSS49	248,-
	- 4 drawers	39,0	L	900	CXSL49	253,10
 <p>Application: with double desks and double desks with a partition wall</p>	Desk-height pedestal - central locking - antitilt device	38,5	S	856	CXSS48	248,-
	- 4 drawers	38,5	L	856	CXSL48	253,10
	Desk-height pedestal - central locking - antitilt device	38,0	S	900	CXSS39	252,-
	- 2 drawers - 1 file drawer	38,0	L	900	CXSL39	257,90
 <p>Application: with double desks and double desks with a partition wall</p>	Desk-height pedestal - central locking - antitilt device	37,5	S	856	CXSS38	252,-
	- 2 drawers - 1 file drawer	37,5	L	856	CXSL38	257,90

CARCASS: **S** (Standard): Light grey, Black graphite
L (Lux): Aluminium

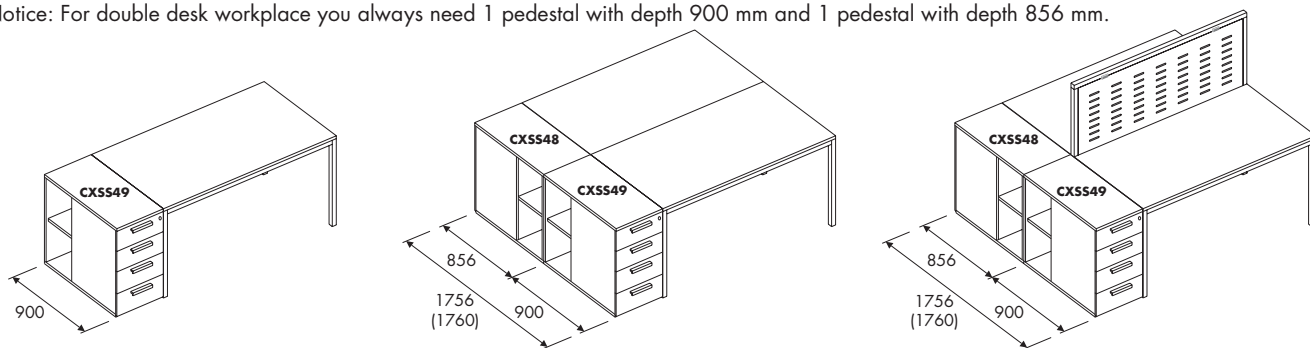
FRONT PANELS AND UPPER BOARDS: See page 16 - COLOUR FINISHINGS

Dimensions are stated in millimetres. The products weight allowance is ± 5%.

Schema	Description	Weight	Material category	Art. No.	Price
MOBILE					
	Mobile pedestal with file drawer - central locking - antitilt device	23,2	S	CXMS2	169,-
		23,2	L	CXML2	173,30
	Mobile pedestal - central locking - antitilt device - 3 drawers	24,3	S	CXMS3	166,40
		24,3	L	CXML3	170,60
	Mobile pedestal - 2 CD drawers - enabling placement of the PC box	23,8	S	CXMS-PC	174,60
		23,8	L	CXML-PC	178,80

EXAMPLES OF THE WORKING PLACES USING DESK-HEIGHT PEDESTALS


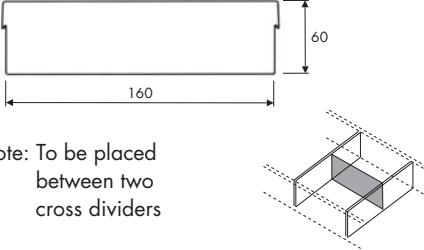
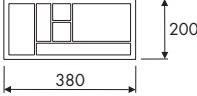
Notice: For double desk workplace you always need 1 pedestal with depth 900 mm and 1 pedestal with depth 856 mm.



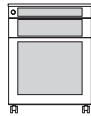
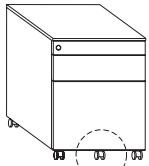
CARCASS: **S** (Standard): Light grey, Black graphite
L (Lux): Aluminium

FRONT PANELS AND UPPER BOARDS: See page 16 - COLOUR FINISHINGS

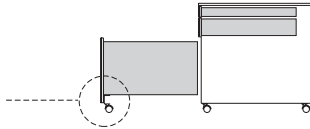
Dimensions are stated in millimetres. The products weight allowance is $\pm 5\%$.

Schema	Description	Weight	Colour	Art. No.	Price
DRAWER DIVIDER - CROSS					
	Drawer divider - cross	0,29	black RAL 9005	MDDT5	4,40
	Enabling classification of the drawer				
DRAWER DIVIDER - LONGITUDINAL					
 <p>Note: To be placed between two cross dividers</p>	Drawer divider longitudinal	0,1	black RAL 9005	MDDL5	1,30
	Enabling classification of the drawer - only to be used with the cross divider				
PLASTIC PEN TRAY					
	Plastic pen tray	0,2	black	PT-A	5,50
	To be inserted on the bottom of the drawer				

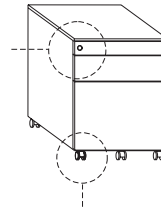
UNIVERSAL



FILE DRAWER
THIRD CASTOR
AS ANTITILT
DEVICE



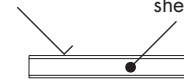
**CENTRAL
LOCKING**



CASTORS
ROTARY, BLACK PLASTIC

Baked
powder
coating

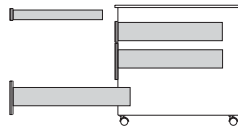
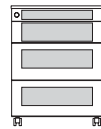
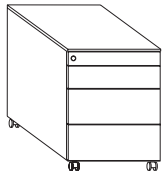
Metal
sheet



CARCASS COLOUR ALUMINIUM RAL 9006
DRAWERS COLOUR BLACK RAL 9005



PROFESSIONAL



**PEDESTALS PROFESSIONAL
EQUIPPED WITH THE ANTITILT
DEVICE**



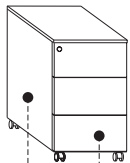
Antitilt device



CERTIFICATE

PEDESTALS PROFESSIONAL ARE CERTIFIED "GEPRÜFTE SICHERHEIT" MAXIMUM LOAD 15 kg

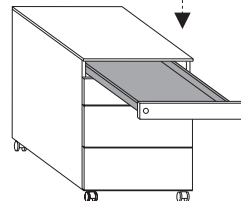
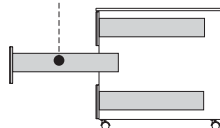
UNIVERSAL CALL CENTER



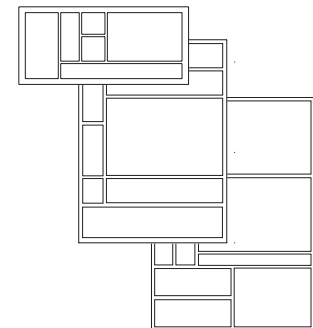
DRAWERS COLOUR
ALUMINIUM RAL 9006



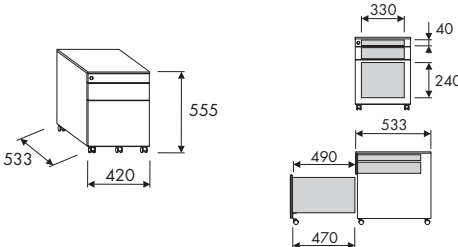
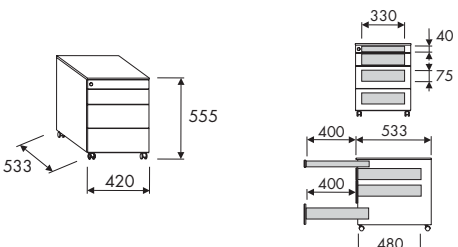
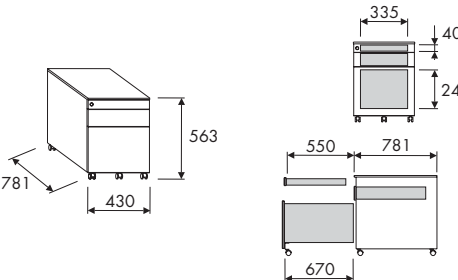
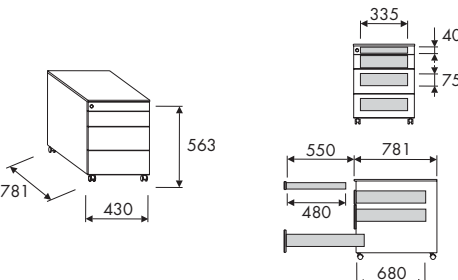
**CARCASS AND FRONT
PANELS COLOUR**
ALUMINIUM RAL 9006



ACCESSORIES
INSERTED PLASTIC
PEN TRY FOR ALL
TYPES OF PEDESTAL



Dimensions are stated in millimetres. The products weight allowance is $\pm 5\%$.

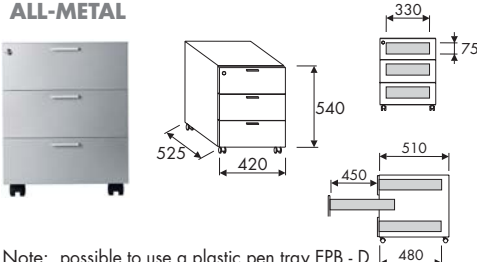
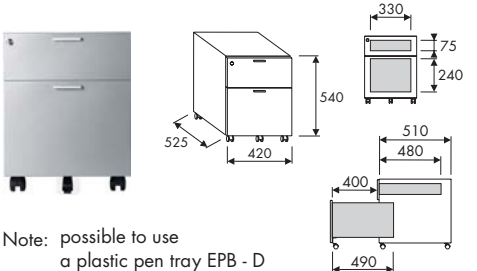
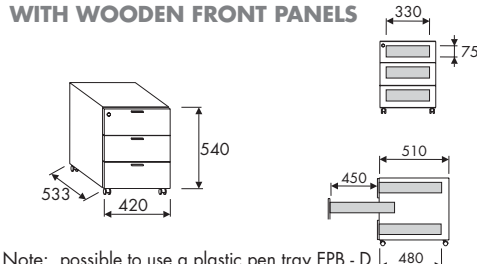
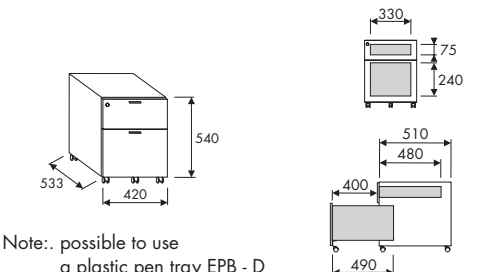
Schema	Description	Weight	Colour	Art. No.	Price
<p>"UNIVERSAL"</p> <p>MOBILE</p> <p>DEPTH 533 mm</p> 	<p>Metal pedestal mobile with central locking</p> <ul style="list-style-type: none"> - 1 pen drawer - 1 drawer - 1 file drawer 	22,5	aluminium RAL 9006	MXM0582A	303,40
	<p>Metal pedestal mobile with central locking</p> <ul style="list-style-type: none"> - 1 pen drawer - 3 drawers 	22,0	aluminium RAL 9006	MXM0583A	299,60
<p>"PROFESSIONAL"</p> <p>DEPTH 781 mm</p> 	<p>Metal pedestal mobile with central locking and the antitilt device</p> <ul style="list-style-type: none"> - 1 pen drawer - 1 drawer - 1 file drawer 	41,0	aluminium RAL 9006	MXM0792A	514,60
	<p>Metal pedestal mobile with central locking and the antitilt device</p> <ul style="list-style-type: none"> - 1 pen drawer - 3 drawers 	42,0	aluminium RAL 9006	MXM0793A	501,30



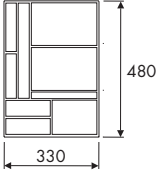
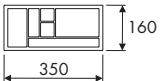
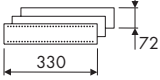
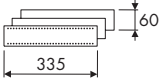
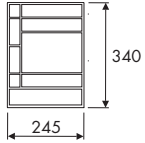
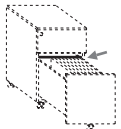
Dimensions are stated in millimetres. The products weight allowance is $\pm 5\%$.

Schema	Description	Weight	Colour	Art. No.	Price
<p>"UNIVERSAL CALL CENTER" MOBILE</p>	<p>DEPTH 533 mm</p> <p>Metal pedestal mobile with central locking</p> <p>- 1 drawer</p> <p>- 1 file drawer</p>	<p>Kg</p> <p>18,3</p>	<p>aluminium RAL 9006</p>	<p>MXM9532A</p>	<p>269,60</p> <p>EUR</p>
	<p>Metal pedestal mobile with central locking</p> <p>- 3 drawers</p>	<p>Kg</p> <p>18,2</p>	<p>aluminium RAL 9006</p>	<p>MXM9533A</p>	<p>267,10</p>

Dimensions are stated in millimetres. The product weight allowance is $\pm 5\%$.

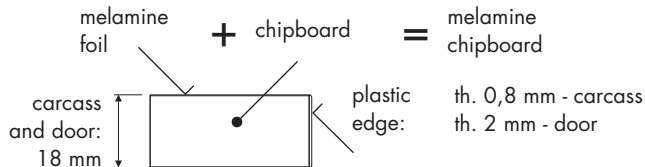
Schema	Description	Weight	Colour finishing	Art. No.	Price
<p>PEDESTALS "MXM" MOBILE</p> <p>ALL-METAL</p>  <p>Note: possible to use a plastic pen tray EPB - D</p>	<p>Metal pedestal mobile with central locking</p> <p>- 3 drawers</p>	18,2	aluminium RAL9006	MXM3A	152,80
 <p>Note: possible to use a plastic pen tray EPB - D</p>	<p>Metal pedestal mobile with central locking</p> <p>- drawer</p> <p>- file drawer</p>	18,2	aluminium RAL9006	MXM2A	152,80
<p>PEDESTALS "MXM" MOBILE</p> <p>WITH WOODEN FRONT PANELS</p>  <p>Note: possible to use a plastic pen tray EPB - D</p>	<p>Metal pedestal mobile with wooden front panels and central locking</p> <p>- 3 drawers</p>	20,0	aluminium RAL9006	MXMD3A	178,90
 <p>Note: possible to use a plastic pen tray EPB - D</p>	<p>Metal pedestal mobile with wooden front panels and central locking</p> <p>- drawer</p> <p>- file drawer</p>	20,0	aluminium RAL9006	MXMD2A	180,20

Dimensions are stated in millimetres. The products weight allowance is $\pm 5\%$.

Schema	Description	Weight	Colour	Art. No.	Price
"UNIVERSAL"					
	Plastic pen tray big	0,15	1 pcs black	EPB-C	17,50
	To be inserted on the bottom of the drawer				
	Plastic pen tray small	0,1	1 pcs black	EPB-D	8,80
	To be inserted on the bottom of the drawer				
 <p>1 set = 3 pcs</p>	Drawer dividers cross, metal - to be inserted to the carcass of the drawer	0,21	1 set black	VS03	21,30
 <p>1 set = 3 pcs</p>	Drawer dividers cross, metal - to be inserted to the carcass of the drawer	0,2	1 set black	VS03P	21,30
"UNIVERSAL CALL CENTER"					
	Plastic pen tray big	0,1	1 pcs black	EPB-E	11,70
	To be inserted on the bottom of the drawer				
	Crossbar - to be put into file drawer	0,1	1 pcs	ASM341	10,90

MELAMINE FURNITURE
COLOUR FINISHINGS
 DESK THICKNESS 18 mm

Cabinets bases
 - steel profiles
 - baked powder coating




CARCASS COLOUR FINISHINGS
 MATERIAL CATEGORY **S**




Light grey Anthracite

MATERIAL CATEGORY L



Aluminium

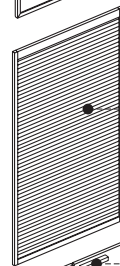
SHELVING AND BASE FINISHINGS
 ALUMINIUM RAL 9006



FRAMES, SHUTTERS AND HANDLES
 SATIN ANODIZED ALUMINIUM



ROLL-UP SHUTTER DOOR



THE DOOR IS TO BE ORDERED SEPARATELY FOR EACH CARCASS thus enabling a lot of variations



Precautionary fixing of metal shelves

HANGING FILE FRAMES
COLOUR FINISHING
 BLACK RAL 9005

Frames are equipped with the antitilt device



Arresting elements

DOOR COLOUR FINISHINGS
 MATERIAL CATEGORY **S**



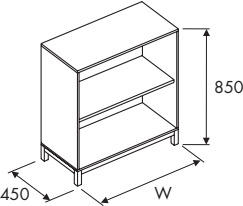
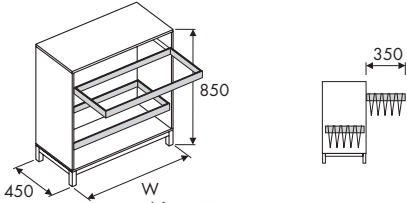
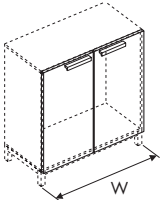
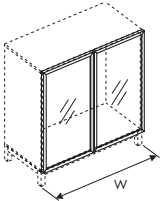
Birch Nephrite green

DOOR COLOUR FINISHINGS
 MATERIAL CATEGORY **L**



Pastel blue Blue Burgundy Cinnamon Zebrano

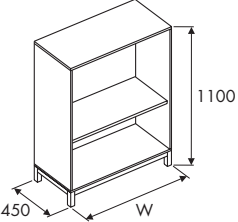
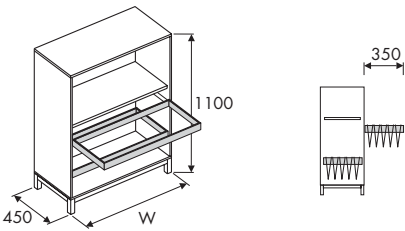
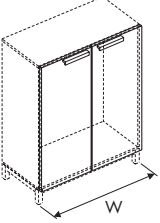
Dimensions are stated in millimetres. The products weight allowance is ± 5%.

Schema	Description	Weight	Material category	Dimensions	Art. No.	Price	
	Carcass including: - metal frame base equipped with arresting elements for floor levelling	Kg	S	W		EUR	
		31,5		600	CUS26	167,90	
		41,1		900	CUS29	199,90	
	- metal shelf 1 pcs	50,6	1200	CUS22	240,20		
		31,5	600	CUL26	180,30		
		41,1	900	CUL29	214,90		
		50,6		1200	CUL22	257,80	
CARCASS WITH HANGING FILE FRAMES							
 <p>Note: It is necessary to secure the cabinet against possible tilt.</p>	Carcass including: - metal frame base equipped with arresting elements for floor levelling	46,7	S	900	CRS229	511,60	
		56,6		1200	CRS222	557,90	
	- slot-in hanging file frames - 2 pcs - antitilt device	46,7	L	900	CRL229	526,50	
		56,6		1200	CRL222	575,60	
	DOOR - FULL						
		Full door for cabinets 2 OH	6,6	S	600	CDMS26	67,-
9,7			900		CDMS29	71,30	
12,7			1200		CDMS22	76,00	
- melamine chipboard door incl. fittings		6,6	L	600	CDML26	72,10	
		9,7		900	CDML29	76,80	
		12,7		1200	CDML22	81,90	
- FRAMED							
 <p>G - opal glass P - cellular polycarbonate</p>	Framed door for cabinets 2 OH	6,5	Glass	G	600	CDG26	297,-
		9,0			900	CDG29	325,60
		11,6			1200	CDG22	360,30
	- satin anodized aluminium frame filled with G (glass) or P (polycarbonate) incl. fittings	2,2	Polycarbonate	P	600	CDP26	257,60
		2,6			900	CDP29	271,40
		3,0			1200	CDP22	290,60

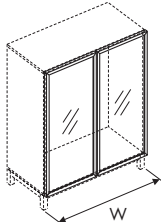
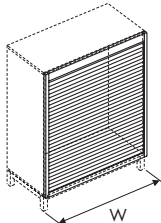

DOOR: S (Standard): Light grey, Black graphite, Birch, Sage
L (Lux): Aluminium, Pastel blue, Bright blue, Burgundy, Cinnamon, Zebrano

CARCASS: S (Standard): Light grey, Black graphite
L (Lux): Aluminium

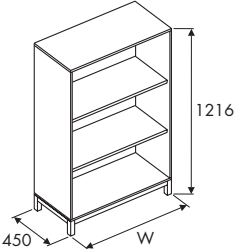
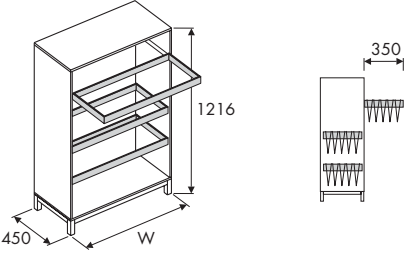
Dimensions are stated in millimetres. The products weight allowance is ± 5%.

Schema	Description	Weight	Material category	Dimensions	Art. No.	Price
CABINET'S CARCASS WITH SHELF		Kg		W		EUR
	Carcass including:	36,5	S	600	CUS96	175,-
	- metal frame base equipped with arresting elements for floor levelling	47,1		900	CUS99	208,40
		57,6		1200	CUS92	250,50
	- metal shelf 1 pcs	36,5	L	600	CUL96	188,30
		47,1		900	CUL99	224,50
		57,6		1200	CUL92	269,50
CARCASS WITH HANGING FILE FRAMES						
	Carcass including:	56,9	S	900	CRS299	548,-
	- metal frame base equipped with arresting elements for floor levelling	69,2		1200	CRS292	607,10
	- metal shelf 1 pcs	56,9	L	900	CRL299	564,10
	- slot-in hanging file frames - 2 pcs	69,2		1200	CRL292	626,10
	- antitilt device					
	Note: It is necessary to secure the cabinet against possible tilt.					
DOOR	- FULL					
	Full door for cabinets 2,5 OH	8,6	S	600	CDMS96	73,-
	- melamine chipboard door incl. fittings	12,7		900	CDMS99	77,70
		16,7		1200	CDMS92	82,90
		8,6	L	600	CDML96	78,80
		12,7		900	CDML99	83,90
		16,7		1200	CDML92	89,40
DOOR:			CARCASS:			
S (Standard): Light grey, Black graphite, Birch, Sage			S (Standard): Light grey, Black graphite			
L (Lux): Aluminium, Pastel blue, Bright blue, Burgundy, Cinnamon, Zebrano			L (Lux): Aluminium			

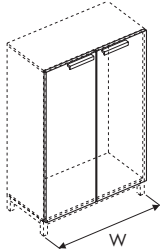
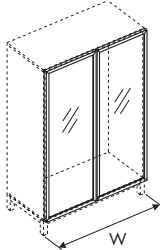
Dimensions are stated in millimetres. The products weight allowance is ± 5%.

Schema	Description	Weight	Material category	Dimensions	Art. No.	Price	
DOOR	- FRAMED	Kg		W		EUR	
	Framed door for cabinets 2,5 OH	8,3	Glass	600	CDG96	348,40	
	- satin anodized aluminium frame filled with G	11,7		900	CDG99	386,-	
	or P incl. fittings	15,0		1200	CDG92	424,50	
	G - opal glass P - cellular polycarbonate		2,7	Polycarbonate	600	CDP96	297,-
			3,1		900	CDP99	314,50
			3,6		1200	CDP92	332,30
	- ROLL-UP SHUTTER						
 	Roll-up shutter door for cabinets 2,5 OH						
	- satin anodized aluminium frame with aluminium roll-up shutter	5,7		600	CDS96	492,30	
		8,0		900	CDS99	624,30	
<p>Note: Roll-up shutter door is not suitable for carcass with slot-in hanging file frames.</p>							
<p>DOOR: S (Standard): Light grey, Black graphite, Birch, Sage L (Lux): Aluminium, Pastel blue, Bright blue, Burgundy, Cinnamon, Zebrano</p>		<p>CARCASS: S (Standard): Light grey, Black graphite L (Lux): Aluminium</p>					

Dimensions are stated in millimetres. The products weight allowance is $\pm 5\%$.

Schema	Description	Weight	Material category	Dimensions	Art. No.	Price
		Kg		W		EUR
	Carcass including:					
	- metal frame base equipped with arresting elements for floor levelling	41,6	S	600	CUS36	199,50
		54,0		900	CUS39	238,20
		66,4		1200	CUS32	288,40
	- metal shelves 2 pcs	41,6	L	600	CUL36	213,30
		54,0		900	CUL39	254,50
	66,4	1200		CUL32	307,30	
CARCASS WITH HANGING FILE FRAMES						
	Carcass including:					
	- metal frame base equipped with arresting elements for floor levelling	60,3	S	900	CRS339	691,40
		72,6		1200	CRS332	745,50
	- slot-in hanging file frames - 3 pcs	60,3	L	900	CRL339	707,70
	- antitilt device	72,6		1200	CRL332	764,40
	Note: It is necessary to secure the cabinet against possible tilt.					
DOOR:			CARCASS:			
S (Standard): Light grey, Black graphite, Birch, Sage			S (Standard): Light grey, Black graphite			
L (Lux): Aluminium, Pastel blue, Bright blue, Burgundy, Cinnamon, Zebrano			L (Lux): Aluminium			

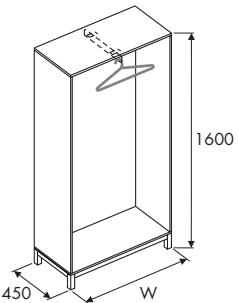
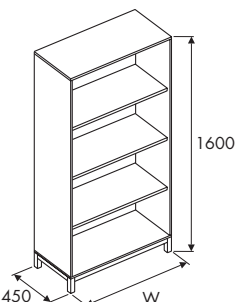
Dimensions are stated in millimetres. The products weight allowance is $\pm 5\%$.

Schema	Description	Weight	Material category	Dimensions	Art. No.	Price	
DOOR	- FULL	Kg		W		EUR	
	Full door for cabinets 3 OH	9,5	S	600	CDMS36	79,20	
		14,0		900	CDMS39	84,30	
		18,5		1200	CDMS32	89,90	
	- melamine chipboard door incl. fittings	9,5	L	600	CDML36	85,40	
		14,0		900	CDML39	91,-	
		18,5		1200	CDML32	97,00	
	- FRAMED						
	Framed door for cabinets 3 OH	9,2	Glass	G	600	CDG36	394,60
		12,9			900	CDG39	439,10
		16,6			1200	CDG32	479,80
	- satin anodized aluminium frame filled with G or P incl. fittings	2,9	Polycarbonate	P	600	CDP36	336,50
		3,4			900	CDP39	357,50
		3,8			1200	CDP32	374,-

DOOR: **S** (Standard): Light grey, Black graphite, Birch, Sage
L (Lux): Aluminium, Pastel blue, Bright blue, Burgundy, Cinnamon, Zebrano

CARCASS: **S** (Standard): Light grey, Black graphite
L (Lux): Aluminium

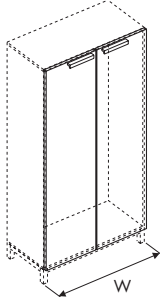
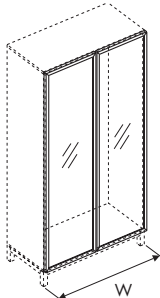
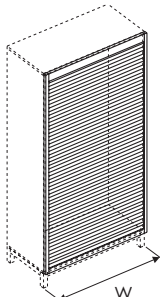

Dimensions are stated in millimetres. The products weight allowance is ± 5%.

Schema	Description	Weight	Material category	Dimensions	Art. No.	Price	
WARDROBE'S CARCASS							
	Wardrobe's carcass including: - metal frame base equipped with arresting elements for floor levelling	44,5	S	600	CUWS46	186,20	
		55,7		900	CUWS49	215,50	
	- equipped with an extractable bar for coat hangers	44,5	L	600	CUWL46	202,60	
		55,7		900	CUWL49	234,90	
	CABINET'S CARCASS WITH SHELVES						
		Carcass including: - metal frame base equipped with arresting elements for floor levelling	52,4	S	600	CUS46	241,20
67,8			900		CUS49	290,10	
83,2			1200		CUS42	356,30	
- metal shelves 3 pcs		52,4	L	600	CUL46	257,60	
		67,8		900	CUL49	309,40	
		83,2		1200	CUL42	378,90	
DOOR: S (Standard): Light grey, Black graphite, Birch, Sage L (Lux): Aluminium, Pastel blue, Bright blue, Burgundy, Cinnamon, Zebrano			CARCASS: S (Standard): Light grey, Black graphite L (Lux): Aluminium				

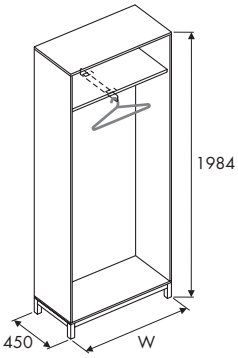
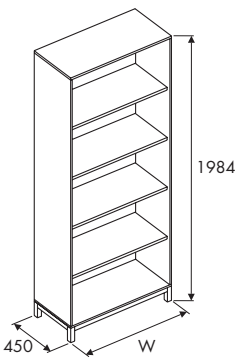
Dimensions are stated in millimetres. The products weight allowance is ± 5%.

Schema	Description	Weight	Material category	Dimensions	Art. No.	Price	
CARCASS WITH HANGING FILE FRAMES		Kg		W		EUR	
	Carcass including:						
	- metal frame base equipped with arresting elements for floor levelling	73,4	S	900	CRS249	601,70	
	- metal shelves 2 pcs	89,2		1200	CRS242	674,-	
	- slot-in hanging file frames - 2 pcs		L				
	- antitilt device	73,4		900	CRL249	621,-	
		89,2	1200	CRL242	696,70		
	Note: It is necessary to secure the cabinet against possible tilt.						
	CARCASS WITH HANGING FILE FRAMES						
	Carcass including:						
	- metal frame base equipped with arresting elements for floor levelling	74,1	S	900	CRS349	743,30	
	- metal shelf 1 pcs	89,4		1200	CRS342	813,40	
	- slot-in hanging file frames - 3 pcs		L				
	- antitilt device	74,1		900	CRL349	762,60	
		89,4	1200	CRL342	836,-		
	Note: It is necessary to secure the cabinet against possible tilt.						
	DOOR: S (Standard): Light grey, Black graphite, Birch, Sage L (Lux): Aluminium, Pastel blue, Bright blue, Burgundy, Cinnamon, Zebrano			CARCASS: S (Standard): Light grey, Black graphite L (Lux): Aluminium			

Dimensions are stated in millimetres. The products weight allowance is $\pm 5\%$.

Schema	Description	Weight	Material category	Dimensions	Art. No.	Price		
DOOR	- FULL	Kg		W		EUR		
	Full door for cabinets 4 OH	12,9	S	600	CDMS46	87,-		
		19,0		900	CDMS49	94,60		
		25,0		1200	CDMS42	102,-		
		- melamine chipboard door incl. fittings	12,9	L	600	CDML46	94,10	
			19,0		900	CDML49	102,-	
			25,0		1200	CDML42	110,50	
- FRAMED								
	Framed door for cabinets 4 OH	12,3	Sklo	G	600	CDG46	459,30	
		18,0			900	CDG49	518,-	
		22,0			1200	CDG42	572,-	
		- satin anodized aluminium frame filled with G or P incl. fittings	3,7	Polycarbonate	P	600	CDP46	385,-
			4,6			900	CDP49	409,80
			5,2			1200	CDP42	427,20
- ROLL-UP SHUTTER								
	Roll-up shutter door for cabinets 4 OH	7,0			600	CDS46	507,-	
		10,0			900	CDS49	694,90	
	- satin anodized aluminium frame with aluminium roll-up shutter							
								
Note: Roll-up shutter door is not suitable for carcass with slot-in hanging file frames.								
DOOR: S (Standard): Light grey, Black graphite, Birch, Sage L (Lux): Aluminium, Pastel blue, Bright blue, Burgundy, Cinnamon, Zebrano				CARCASS: S (Standard): Light grey, Black graphite L (Lux): Aluminium				

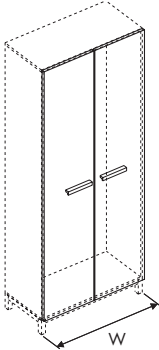
Dimensions are stated in millimetres. The products weight allowance is ± 5%.

Schema	Description	Weight	Material category	Dimensions	Art. No.	Price	
WARDROBE'S CARCASS		Kg		W		EUR	
	Wardrobe's carcass including:						
	- metal frame base equipped with arresting elements for floor levelling	55,9	S	600	CUWS56	211,90	
		69,9		900	CUWS59	243,60	
	- melamine shelf						
	- equipped with an extractable bar for coat hangers						
		55,9	L	600	CUWL56	231,50	
	69,9	900		CUWL59	266,60		
CABINET'S CARCASS WITH SHELVES							
	Carcass including:						
	- metal frame base equipped with arresting elements for floor levelling	63,0	S	600	CUS56	280,90	
		81,2		900	CUS59	336,80	
		99,5		1200	CUS52	415,70	
	- metal shelves 4 pcs						
		63,0	L	600	CUL56	299,60	
	81,2	900		CUL59	358,50		
	99,5	1200		CUL52	441,-		
DOOR: S (Standard): Light grey, Black graphite, Birch, Sage L (Lux): Aluminium, Pastel blue, Bright blue, Burgundy, Cinnamon, Zebrano			CARCASS: S (Standard): Light grey, Black graphite L (Lux): Aluminium				

Dimensions are stated in millimetres. The products weight allowance is ± 5%.

Schema	Description	Weight	Material category	Dimensions	Art. No.	Price
CARCASS WITH HANGING FILE FRAMES		Kg		W		EUR
	Carcass including:					
	- metal frame base equipped with arresting elements for floor levelling	86,8	S	900	CRS259	648,30
		105,5		1200	CRS252	733,50
	- metal shelves 3 pcs					
	- slot-in hanging file frames - 2 pcs					
	- antitilt device	86,8	L	900	CRL259	670,10
		105,5		1200	CRL252	758,80
	Note: It is necessary to secure the cabinet against possible tilt.					
CARCASS WITH HANGING FILE FRAMES						
	Carcass including:					
	- metal frame base equipped with arresting elements for floor levelling	87,5	S	900	CRS359	790,-
		105,7		1200	CRS352	872,90
	- metal shelves 2 pcs					
	- slot-in hanging file frames - 3 pcs					
	- antitilt device	87,5	L	900	CRL359	811,70
		105,7		1200	CRL352	898,20
	Note: It is necessary to secure the cabinet against possible tilt.					
DOOR: S (Standard): Light grey, Black graphite, Birch, Sage L (Lux): Aluminium, Pastel blue, Bright blue, Burgundy, Cinnamon, Zebrano			CARCASS: S (Standard): Light grey, Black graphite L (Lux): Aluminium			

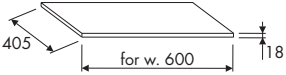

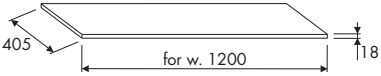

Dimensions are stated in millimetres. The products weight allowance is ± 5%.

Schema	Description	Weight	Material category	Dimensions	Art. No.	Price		
DOOR	- FULL	Kg		W		EUR		
	Full door for cabinets 5 OH	16,0	S	600	CDMS56	98,80		
		- melamine chipboard door incl. fittings		23,6	900	CDMS59	107,70	
				31,5	1200	CDMS52	117,-	
				16,0	L	600	CDML56	106,70
				23,6		900	CDML59	116,60
				31,5		1200	CDML52	126,40

Note: It is necessary to secure the cabinet against possible tilt.when using door 1200 mm.

DOOR: S (Standard): Light grey, Black graphite, Birch, Sage
 L (Lux): Aluminium, Pastel blue, Bright blue, Burgundy, Cinnamon, Zebrano

Dimensions are stated in millimetres. The products weight allowance is $\pm 5\%$.

Schema	Description	Weight	Art. No.	Price
SUBSIDIARY SHELVES width 600 mm		Kg		EUR
	Metal shelf for cabinet's width 600 mm in RAL9006 aluminium	2,8	CMS600	21,50
width 900 mm				
	Metal shelf for cabinet's width 900 mm in RAL9006 aluminium	4,2	CMS900	28,-
width 1200 mm				
	Metal shelf for cabinet's width 1200 mm in RAL9006 aluminium	5,6	CMS1200	38,90
CROSSBAR FOR HANGING FILE FRAME				
 <p>Cross bar in finishing black RAL 9005.</p>	Crossbar for slot-in hanging file frame	0,1	TFC05	5,50

Instructions for use of office furniture - office desks CUBIC

(Applies to products listed in this catalogue)

Furniture use, general principles:

Office furniture is intended for use in interiors of buildings, offices, conference rooms and rooms for short meetings, training rooms or for home study rooms and other rooms intended for paper-work, possibly for light manual (for example assembly) work. Further, it is possible to use these products for example for furnishing canteens and restaurants. Do not move the furniture by dragging on the floor, but by carrying it! Take the tables by metal frame. It is forbidden to sit or step on the table board. Danger of injury! In case the table stands on uneven ground, it is necessary to level it by leveling screws or by underlaying it. In case of long-term exposition of the furniture to direct sunlight, the shade of upholstery fabric (screens) and wooden parts may change. We recommend to choose suitable type of product (table, screen, etc.) with regard to its use and intensity of workload, after consultation with seller.

The products are not intended for:

- direct contact with water or placing in damp environment
- excessive static or dynamic load
- heavy manual works (furnishing workshops etc.)
- storage of heavy objects and objects of nature other than papers and standard office equipment.

Office and conference desks CUBIC:

Office and conference desks are intended for paper-work, for computer work, as side tables, tables for office machinery (copying machines, faxes etc.).

Metal table screens:

Metal table screens serve for optical separation of working area above the table board from the surrounding area. Attention! On the screen metal filling it is not allowed to hang any objects. It is also not allowed to lean against the screen or burden it in any other manner. Direct contact with the source of heat or its placement in close proximity of the source of heat is forbidden.

Other accessories:

Accessories and supplementary assortment of the office furniture is made of materials identical with the office furniture (laminated-chip boards, metal, plastic...). According to furniture catalogues these accessories and supplementary assortment of the office furniture is always intended for particular product (table, partition wall...). Use it always and only for the purpose, for which it has been designed (it is stated in the catalogue). Use for other purposes is possible only with the previous approval of the manufacturer.

Instructions for use of office furniture - cabinets and pedestals SPECIAL

(Applies to products listed in this catalogue)

Furniture use, general principles:

Office furniture is intended for use in interiors of buildings, offices, conference rooms and rooms for short meetings, training rooms or for home study rooms and other rooms intended for paper-work, possibly for light manual (for example assembly) work. Further, it is possible to use these products for example for furnishing canteens and restaurants. Do not move the furniture by dragging on the floor, but by carrying it! Take the tables by metal frame. It is forbidden to sit or step on the table board. Danger of injury! In case the table stands on uneven ground, it is necessary to level it by leveling screws or by underlaying it. In case of long-term exposition of the furniture to direct sunlight, the shade of upholstery fabric (screens) and wooden parts may change. We recommend to choose suitable type of product (table, screen, etc.) with regard to its use and intensity of workload, after consultation with seller.

The products are not intended for:

- direct contact with water or placing in damp environment
- excessive static or dynamic load
- heavy manual works (furnishing workshops etc.)
- storage of heavy objects and objects of nature other than papers and standard office equipment.

Office cabinets SPECIAL:

Cabinets are intended for storage of objects of administrative nature (papers, folders etc.), for which they have been designed by their construction and shelves.

Cabinets with hanging file frames:

Cabinets are intended for storage of objects of administrative nature (papers, folders etc.), for which they have been designed by their construction, shelves and hanging file frames. Hanging file frames are blocked against rolling out more than one frame at the same time, do not try to roll out more than one frame. We recommend to secure the cabinet against possible tipping over, for example by wall tie.

Pedestals with drawers SPECIAL and METAL:

Containers are intended for storage of objects of administrative nature (papers etc.), for which they have been designed by their construction, type of drawers or type of plastic wheels. Stationary containers (attachable containers) are used for extension of working area of the table and they also allow greater capacity of stored objects. Mobile containers can be placed next to the table or under the table and they are not intended for laying down heavy objects. It is forbidden to sit or step on the containers with drawers or overload them in any other manner. Danger of injury!

Other accessories:

Accessories and supplementary assortment of the office furniture is made of materials identical with the office furniture (laminated-chip boards, metal, plastic...). According to furniture catalogues these accessories and supplementary assortment of the office furniture is always intended for particular product (table, partition wall...). Use it always and only for the purpose, for which it has been designed (it is stated in the catalogue). Use for other purposes is possible only with the previous approval of the manufacturer.

Instructions for maintenance of office furniture - desks, cabinets and pedestals

(Applies to products listed in this catalogue)

The maintenance of dining furniture is cleaning the furniture from dust, stains, smudges, oil, traces of food and other dirt. Common domestic chemical detergents are recommended for the maintenance of furniture, intended for laminated, plastic, metal and wooden surfaces. Do not clean mechanically, do not use abrasives and organic solvents.

Metal parts (cabinets frames, metal pedestals hanging file frames etc.):

Dust, dirt, stains etc. should be removed with a soft, clean and dry cloth. Heavier dirt should be removed with common domestic chemical detergents, intended for plastic and varnished metal surfaces. Do not clean mechanically, do not use abrasives and organic solvents.

Plastic parts (castors of pedestals, pen tray etc.):

Dust, dirt, stains etc. should be removed with a soft, clean and dry cloth. Heavier dirt should be removed with common domestic chemical detergents, intended for plastic and varnished metal surfaces. Do not clean mechanically, do not use abrasives and organic solvents.

Wooden parts (cabinets, pedestals, table tops etc.):

Dust, dirt, stains etc. should be removed with a soft, clean and dry cloth. Heavier dirt should be removed with common domestic chemical detergents, intended for plastic and varnished metal surfaces. Do not clean mechanically, do not use abrasives and organic solvents. The furniture surface need not be impregnated with polishes. Such preparations are intended for impregnating wooden furniture with natural surface. The upper layer of table tops is laminated, has no pores, and thus does not absorb these substances and the surface would remain greasy.

Glass parts (cabinets door):

Dust, dirt, stains etc. should be removed with a soft, clean and dry cloth. Heavier dirt should be removed with common domestic chemical detergents, intended for glass surfaces. Do not clean mechanically, do not use abrasives and organic solvents.

